

DeWitt County

FY 2017

Proposed Budget

**Filed for Record**

This, the 5<sup>th</sup> day of Aug 2016  
at 3:10 o'clock P. M.

Natalie Carson  
NATALIE CARSON, COUNTY CLERK OF  
DeWitt County, Texas

DeWitt County, Texas  
 Budgeted Revenues for the 2017 Fiscal Year  
 General Fund

<u>Line Item and Description</u>	2014 Actual	2015 Actual	2016 Adopted	2017 Requested
12-100				
120 Delinquent Ad Valorem Taxes	\$288,356	\$110,904	\$100,000	\$100,000
130 Ad Valorem Taxes	9,367,665	8,402,061	13,759,670	10,533,784
 TOTAL TAXES	 \$9,656,021	 \$8,512,965	 \$13,859,670	 \$10,633,784
 225 Beer and Wine Permits	 \$5,648	 \$2,111	 \$2,200	 \$2,000
 TOTAL PERMITS	 \$5,648	 \$2,111	 \$2,200	 \$2,000
 310 County Judge - Judicial Salary Supplement	 \$15,000	 \$17,124	 \$25,200	 \$25,200
311 County Attorney - State Salary Supplement	23,333	23,333	23,333	23,333
312 Jury Reimbursement from State	4,488	5,474	4,500	4,000
313 Check Collecting Contribution C. A. Investigator	12,418	0	0	0
315 Social Security Incentive Program	4,200	5,600	3,000	3,000
316 Motor Vehicle & TERP from State	121,724	148,437	100,000	100,000
320 Payment in Lieu of Taxes	8,346	8,734	8,000	8,500
341 Mixed Drink Licenses	12,581	13,858	7,000	7,500
345 Tobacco Settlement	16,074	15,382	12,000	11,000
346 TDEM 14TX-EMPG-548	0	38,245	20,000	0
352 Indigent Defense Grant	30,736	21,863	10,000	10,000
354 Homeland Security Grant	37,201	18,816	0	0
382 Tax Collection Service	71,546	80,195	70,000	78,000
385 Acct/Payroll Service Contribution/D.D.#1	2,400	2,400	2,400	2,400
390 Dispatching Service	100,082	112,191	85,837	89,178
391 Reverse 911 Interlocal			2,086	2,086
394 Boarding Prisoners - Interlocal	1,108,338	797,826	400,000	550,000
396 Federal & State Inmate Transportation	4,349	2,968	2,600	3,000
 TOTAL INTERGOVERNMENTAL REVENUES	 \$1,572,816	 \$1,312,446	 \$775,956	 \$917,197

DeWitt County, Texas  
Budgeted Revenues for the 2017 Fiscal Year  
General Fund

<u>Line Item and Description</u>	2014 Actual	2015 Actual	2016 Adopted	2017 Requested
12-100				
400 County Judge	\$1,145	\$1,000	\$1,000	\$950
401 Sheriff	55,858	63,726	50,000	52,000
402 County Attorney	2,743	1,965	2,500	2,000
403 County Clerk	243,300	194,425	200,000	180,000
404 Tax Assessor Collector	620,685	638,572	500,000	600,000
406 District Clerk	57,669	45,413	40,000	45,000
407 Constable, Precinct #1	4,600	3,550	2,800	4,000
408 Constable, Precinct #2	5,825	6,460	3,500	4,000
411 Justice of the Peace, Precinct #1	8,115	9,227	7,500	8,000
412 Justice of the Peace, Precinct #2	5,193	4,460	4,000	4,500
413 Flood Plain Fees	0	9,180	5,000	5,000
415 DNA Fee	283	390	250	275
416 Elections	294	202	150	250
417 Bail Bond Fee	1,036	876	800	800
418 State Traffic Fee	1,463	1,722	1,500	1,700
TOTAL FEES OF OFFICE	\$1,008,209	\$981,168	\$819,000	\$908,475
423 Trial and Jury Fees	\$1,919	\$1,658	\$1,500	\$1,500
424 Court Reporter Fee	3,591	3,354	2,800	2,800
425 Moving Violation Fee	8	11	0	10
426 Arrest Fee	11,071	8,782	9,000	7,000
427 Judges Education Fund Fee	567	527	400	500
429 Juvenile Probation Diversion Fund Fee	6	2	0	0
433 Child Safety Fee	261	40	50	30
434 Traffic Fee	3,304	3,343	3,000	3,100
443 Child Safety Fund \$25 Fee	600	2,470	400	600
444 Gross Weight Fines	5,750	1,000	1,000	1,000
445 Time Payment Fee - General Fund	4,171	4,541	3,800	3,500
446 Time Payment Fee - District Court	104	87	75	80
447 Time Payment Fee - County Court	199	158	200	150
448 Time Payment Fee - JP Precinct #1	534	569	500	500
449 Time Payment Fee - JP Precinct #2	204	314	200	200
450 Video Recording Fee	272	245	250	250
453 Basic Civil Legal Services to Indigents	390	386	300	300
455 Consolidated Court Costs	8,678	9,157	8,000	8,000
456 Pre Trial Diversion - County Court	50,780	32,650	35,000	37,000
457 Pre Trial Diversion - District Court	1,086	2,496	1,200	1,500
458 Supplemental Court Initiated Guardianship	2,220	2,180	2,000	2,000
459 EMS Trauma Fund	328	250	300	200
462 Judicial Support Fee	1,134	1,137	1,000	1,000
468 Drug Court Program Fee	387	387	350	350
469 Indigent Defense Fund Fee	355	380	350	350
TOTAL COURT COSTS	\$97,919	\$76,124	\$71,675	\$71,920

DeWitt County, Texas  
 Budgeted Revenues for the 2017 Fiscal Year  
 General Fund

<u>Line Item and Description</u>	2014 Actual	2015 Actual	2016 Adopted	2017 Requested
12-100				
500 Fines - County Clerk	\$117,416	\$89,195	\$100,000	\$90,000
501 Fines - District Clerk	40,375	55,251	40,000	40,000
511 Fines - Justice of the Peace, Precinct #1	136,469	122,628	110,000	100,000
512 Fines - Justice of the Peace, Precinct #2	73,573	83,667	70,000	70,000
520 Bond Forfeiture	4,679	5,220	0	1,000
550 Court Appt Atty Recovery - Co & Dist Court	16,826	10,880	10,000	10,000
551 Restitution to County (Not Attorney)	32	937	500	500
552 Restitution/Recovery - Inmate Trust	8,090	9,054	5,000	5,000
555 Texas Crime Victims Compensation	1,333	0	0	0
 TOTAL FINES, FORFEITURE AND RESTITUTION	 \$398,793	 \$376,832	 \$335,500	 \$316,500
 600 Interest Earnings	 \$161,526	 \$210,394	 \$165,000	 \$125,000
620 Septic Tank Permits	5,400	7,300	3,500	3,000
621 Commissions	2,360	11,560	2,500	2,500
622 Inmate Telephone Commission	31,100	25,261	20,000	20,000
640 TAC Insurance Pools Refunds	10,220	6,872	0	0
645 Inmate Medical Unused Cost Pool				0
650 Insurance Claims Proceeds	8,005	0	0	0
660 Miscellaneous Income	23,346	33,548	10,000	5,000
662 Failure to Appear Program - County Portion	1,112	1,083	1,000	1,000
670 Hazard Mitigation Action Plan - Interlocal			28,000	28,000
690 Sale of Surplus Equipment	32,952	0	500	500
691 Sheriff Sale	7,224	5,270	1,000	1,000
692 NSF Checks	-81	-2	0	0
 TOTAL MISCELLANEOUS REVENUES	 \$283,164	 \$301,286	 \$231,500	 \$186,000
 TOTAL REVENUES - GENERAL FUND	 \$13,022,570	 \$11,562,932	 \$16,095,501	 \$13,035,876



**This page is left blank intentionally**

DeWitt County, Texas  
 Budgeted Revenues for the 2017 Fiscal Year  
 General Fund



Daryl Fowler  
 County Judge

<u>Line Item and Description</u>	2014 Actual	2015 Actual	2016 Adopted	2017 Requested
12-101				
401 Salary - County Judge	\$57,997	\$63,529	\$69,882	\$69,882
402 Salary - Secretary	40,705	43,251	48,018	46,644
403 Salary - Judicial Salary Supplement	15,000	17,124	25,200	25,200
404 Juvenile Board Compensation	0	1,200	1,200	1,200
409 Overtime/Comp Time Payout	0	16	3,000	3,000
410 Social Security Taxes	8,698	9,572	11,268	11,163
411 Group Health Insurance	16,255	17,720	18,970	20,486
412 County Retirement	9,015	9,882	11,666	11,557
413 Worker's Compensation	304	329	433	395
414 Unemployment Contribution	118	118	113	89
 PAYROLL SUB-TOTAL	 \$148,092	 \$162,741	 \$189,750	 \$189,616
 501 Office Supplies	 \$1,611	 \$1,334	 \$1,500	 \$1,500
611 Insurance and Bond Premiums	0	177	0	0
612 Conferences, Dues and Travel	6,185	4,738	8,000	10,000
661 Repair & Maintenance of Equipment	1,365	819	1,000	1,000
690 Miscellaneous Services and Charges	0	0	200	0
707 Furniture and Equipment	220	933	1,000	1,500
 OTHER SUB-TOTAL	 \$9,381	 \$8,001	 \$11,700	 \$14,000
 TOTAL COUNTY JUDGE	 \$157,473	 \$170,742	 \$201,450	 \$203,616

DeWitt County, Texas  
 Budgeted Revenues for the 2017 Fiscal Year  
 General Fund - County Clerk



Natalie Carson  
 County Clerk

<u>Line Item and Description</u>	2014 Actual	2015 Actual	2016 Adopted	2017 Requested
12-103				
401 Salary - County Clerk	\$54,775	\$60,000	\$66,000	\$66,000
402 Salary - Deputies	128,529	133,356	144,588	142,825
405 Salary - Part-time	16,328	16,345	22,445	22,371
409 Overtime/Comp Time Payout	0	37	500	500
410 Social Security Taxes	15,272	16,045	17,865	17,725
411 Group Health Insurance	40,988	42,047	47,425	51,215
412 County Retirement	15,827	16,565	18,496	18,350
413 Worker's Compensation	609	653	687	627
414 Unemployment Contribution	420	408	394	298
 PAYROLL SUB-TOTAL	 \$272,748	 \$285,456	 \$318,400	 \$319,911
 501 Office Supplies	 \$5,911	 \$4,293	 \$5,000	 \$5,000
611 Insurance and Bond Premiums	0	4,616	0	0
612 Conferences, Dues and Travel	4,014	5,533	7,500	7,500
661 Repair & Maintenance of Equipment	1,109	861	2,000	2,000
707 Furniture and Equipment	172	400	1,000	1,000
 OTHER SUB-TOTAL	 \$11,206	 \$15,703	 \$15,500	 \$15,500
 TOTAL COUNTY CLERK	 \$283,954	 \$301,159	 \$333,900	 \$335,411

DeWitt County, Texas  
 Budgeted Appropriations for the 2017 Fiscal Year  
 General Fund - Veterans Services

<u>Line Item and Description</u>	2014 Actual	2015 Actual	2016 Adopted	2017 Requested
12-105				
401 Salary - Veterans Service Officer	\$13,271	\$15,353	\$25,592	\$16,000
410 Social Security Taxes	1,083	1,174	1,958	1,224
412 County Retirement	1,122	1,213	2,027	1,267
413 Worker's Compensation	0	0	52	43
414 Unemployment	0	0	41	29
 PAYROLL SUB-TOTAL	 \$15,476	 \$17,740	 \$29,670	 \$18,563
501 Office Supplies	\$108	\$198	\$250	\$250
612 Conferences, Dues and Travel	970	608	2,500	2,500
707 Furniture and Equipment	0	0	500	500
 OTHER SUB-TOTAL	 \$1,078	 \$806	 \$3,250	 \$3,250
 TOTAL VETERANS SERVICES	 \$16,554	 \$18,546	 \$32,920	 \$21,813



DeWitt County, Texas  
 Budgeted Appropriations for the 2017 Fiscal Year  
 General Fund - Non-Departmental

<u>Line Item and Description</u>	2014 Actual	2015 Actual	2016 Adopted	2017 Requested
12-109				
401 Salary-Appeals Court Judges moved to 12-113-612	\$25	\$0	\$0	\$0
413 Worker's Compensation - Volunteers				250
501 Office Supplies	7,868	7,260	12,000	9,000
503 Fuel - Courthouse Vehicles	974	628	2,000	2,000
608 Accounting and Auditing Fees	26,250	28,875	35,000	34,000
611 Tort Insurance Premiums	49,357	50,387	55,000	55,000
612 Conferences, Dues and Travel	5,121	5,187	5,500	5,500
614 Soil & Water Conservation moved to 12-181-614	5,000	0	0	0
635 Legal Notices and Publications	5,877	3,612	6,000	6,000
640 Legal Services	0	25,860	30,000	30,000
645 TAC Coverage Deductibles				50,000
650 Telephone	54,571	62,644	55,000	60,000
660 Website & Email Services moved to 12-117-660	1,882	924	0	0
662 Repair & Maintenance of Equipment & Vehicles	0	0	2,000	2,000
672 Postage and Meter Rental	44,753	46,517	50,000	48,000
680 Fourth Administrative Dist. moved to 12-113-613	1,383	0	0	0
681 DeWitt Co Historical Commission Contribution	3,000	3,500	3,500	3,500
682 Museum Insurance Premium	756	688	2,000	2,000
685 DeWitt County Museum Contribution	3,600	3,600	10,000	10,000
690 Miscellaneous Services and Charges	24,871	1,426	25,000	25,000
923 CETRZ Fund Transfer			3,221,907	1,080,083
924 Debt Service Fund Transfer			6,660,000	0
925 County Buildings and Equipment Fund	0	37,000	37,000	37,000
927 Contingent and Uncommitted	2,555	10,697	100,000	50,000
 TOTAL NON-DEPARTMENTAL	 \$237,843	 \$288,805	 \$10,311,907	 \$1,509,333

DeWitt County, Texas  
 Budgeted Appropriations for the 2017 Fiscal Year  
 General Fund - County Court

<u>Line Item and Description</u>	2014 Actual	2015 Actual	2016 Adopted	2017 Requested
12-112				
413 Worker's Compensation	\$7	\$5	\$10	\$10
442 County Court Petit Jurors	16	0	1,500	1,500
602 Court Appointed Attorneys - Indigent Defense	30,493	26,790	28,000	45,000
603 Court Appointed Attorneys - Civil	0	1,385	1,500	2,500
604 Court Appointed Attorneys - Juvenile	4,600	9,784	8,000	9,000
605 Court Costs - Sanity Hearings	7,526	9,806	8,500	12,000
689 Court Costs - Indigent Defense	470	398	500	600
690 Court Reporting and Miscellaneous	2,846	3,756	3,500	3,500
707 Furniture and Equipment	0	0	0	400
 TOTAL COUNTY COURT	 \$45,958	 \$51,924	 \$51,510	 \$74,510

DeWitt County, Texas  
 Budgeted Appropriations for the 2017 Fiscal Year  
 General Fund - District Court

<u>Line Item and Description</u>	2014	2015	2016	2017
	<u>Actual</u>	<u>Actual</u>	<u>Adopted</u>	<u>Requested</u>
12-113				
401 Salary - Court Reporter Meals	\$0	\$0	\$2,000	\$0
402 Salary - Visiting Judges      see 12-113-620			\$2,500	\$1,000
410 Social Security Taxes	0	0	153	77
413 Worker's Compensation	64	66	100	46
440 Jury Commissioners	100	90	100	100
441 Grand Jurors	5,507	4,797	10,000	7,000
442 Petit Jurors	6,008	4,353	12,000	9,000
509 Miscellaneous Supplies	143	242	500	200
510 Law Books	0	277	250	600
603 Court Appointed Attorneys - Civil	46,500	85,995	75,000	80,000
604 Court Appointed Attorneys - Indigent Defense	99,225	136,642	125,000	125,000
606 Court Costs	2,996	11,144	15,000	15,000
607 Court Costs - Indigent Defense	23,335	32,902	35,000	35,000
610 Regional Public Defender Program	11,795	15,726	19,700	3,500
612 Nueces County Allocation   moved from 12-109-401			400	400
613 Fourth Administrative Dist   moved from 12-109-680		1,383	1,400	1,400
619 Court Reporters Expense	1,480	525	1,400	1,500
620 Visiting Judges	93	235	0	500
621 District Judges Payroll Contribution	13,795	13,512	15,000	15,000
622 District Court Reporters Payroll Contribution	46,792	48,402	50,000	50,000
661 Repair & Maintenance of Equipment	453	716	1,200	1,200
693 Feeding Jurors	0	0	250	250
707 Furniture and Equipment	2,039	1,000	1,500	1,500
923 District Attorney Fund Contribution	53,778	60,620	66,683	121,724
 TOTAL DISTRICT COURT	 \$314,103	 \$418,627	 \$435,136	 \$469,997


DeWitt County, Texas  
 Budgeted Appropriations for the 2017 Fiscal Year  
 General Fund - District Clerk



Tabeth Gardner  
 DeWitt District Clerk

<u>Line Item and Description</u>	2014 Actual	2015 Actual	2016 Adopted	2017 Requested
12-114				
401 Salary - District Clerk	\$54,775	\$60,000	\$66,000	\$66,420
402 Salary - Deputies	162,151	198,303	226,075	218,369
405 Salary - Part-time	8,804	780	0	0
409 Overtime/Comp Time Payout	4,625	5,762	5,000	5,000
410 Social Security Taxes	17,622	20,260	22,726	22,169
411 Group Health Insurance	43,918	57,614	66,395	71,701
412 County Retirement	18,262	20,917	23,528	22,951
413 Worker's Compensation	723	802	873	784
414 Unemployment Contribution	503	585	543	402
 PAYROLL SUB-TOTAL	 \$311,383	 \$365,023	 \$411,140	 \$407,796
501 Office Supplies	\$8,678	\$7,698	\$9,000	\$9,000
607 Data Processing Services	10,285	10,285	16,000	13,000
611 Insurance and Bond Premiums	0	2,703	0	0
612 Conferences, Dues and Travel	2,213	3,661	5,500	5,500
661 Repair & Maintenance of Equipment	2,433	1,699	4,000	4,000
690 Miscellaneous Services and Charges	0	400	1,000	1,000
707 Furniture and Equipment	8,576	295	11,000	4,200
 OTHER SUB-TOTAL	 \$32,185	 \$26,741	 \$46,500	 \$36,700
 TOTAL DISTRICT CLERK	 \$343,568	 \$391,764	 \$457,640	 \$444,496

DeWitt County, Texas  
 Budgeted Appropriations for the 2017 Fiscal Year  
 General Fund - Justice of the Peace, Precinct #1



Peggy Mayer  
 Justice of the Peace, Pct #1

<u>Line Item and Description</u>	2014 Actual	2015 Actual	2016 Adopted	2017 Requested
12-115				
401 Salary - Justice of the Peace, Precinct #1	\$55,195	\$60,420	\$66,420	\$66,420
402 Salary - Justice Court Clerk	64,032	30,361	32,050	32,105
408 Overtime/Comp Time Payout	4,107	1,409	1,000	1,000
409 Travel Allowance	1,500	1,500	1,500	1,500
410 Social Security Taxes	9,550	7,167	7,724	7,728
411 Group Health Insurance	19,843	16,985	18,970	20,486
412 County Retirement	9,898	7,400	7,997	8,001
413 Worker's Compensation	389	271	297	273
414 Unemployment Contribution	198	87	78	60
443 Justice Court Jurors	516	106	1,000	1,000
 PAYROLL SUB-TOTAL	 \$165,228	 \$125,706	 \$137,036	 \$138,573
501 Office Supplies	\$5,412	\$3,738	\$6,000	\$6,000
605 Court Costs - Autopsies	9,048	9,429	15,000	15,000
606 Court Costs - Other	150	0	500	200
611 Insurance and Bond Premiums	171	227	300	300
612 Conferences, Dues and Travel	3,831	2,101	5,000	2,500
661 Repair & Maintenance of Equipment	1,252	360	3,000	1,200
707 Furniture and Equipment	0	2,251	1,000	800
 OTHER SUB-TOTAL	 \$19,864	 \$18,106	 \$30,800	 \$26,000
 TOTAL JUSTICE OF THE PEACE, PCT #1	 \$185,092	 \$143,812	 \$167,836	 \$164,573

DeWitt County, Texas  
 Budgeted Appropriations for the 2017 Fiscal Year  
 General Fund - Justice of the Peace, Precinct #2



Bill Robinson  
 Justice of the Peace, Pct. #2

<u>Line Item and Description</u>	2014 Actual	2015 Actual	2016 Adopted	2017 Requested
12-116				
401 Salary - Justice of the Peace, Precinct #2	\$55,195	\$60,420	\$66,420	\$66,420
402 Salary - Justice Court Clerk	28,351	30,940	31,354	31,408
403 Relief Help		588	0	0
408 Overtime/Comptime Pay	0	0	5,000	5,000
409 Vehicle Allowance	2,400	2,400	2,400	2,400
410 Social Security Taxes	6,575	7,218	8,046	8,050
411 Group Health Insurance	16,395	16,251	18,970	20,486
412 County Retirement	6,814	7,452	8,330	8,334
413 Worker's Compensation	251	274	309	285
414 Unemployment Contribution	82	86	85	66
443 Justice Court Jurors	498	80	1,000	1,000
 PAYROLL SUB-TOTAL	 \$116,561	 \$125,709	 \$141,914	 \$143,449
501 Office Supplies	\$2,491	\$3,582	\$3,000	\$2,500
601 Office Rent	6,000	6,000	6,000	6,000
605 Court Costs - Autopsies	5,513	6,300	16,000	16,000
611 Insurance and Bond Premiums	0	178	200	200
612 Conferences, Dues and Travel	1,805	1,766	3,500	2,500
651 Utilities	2,932	2,443	3,000	3,000
661 Repair & Maintenance of Equipment	958	862	1,200	1,200
672 Postage	126	184	300	300
707 Furniture and Equipment	1,270	0	800	800
 OTHER SUB-TOTAL	 \$21,095	 \$21,315	 \$34,000	 \$32,500
 TOTAL JUSTICE OF THE PEACE, PCT #2	 \$137,656	 \$147,024	 \$175,914	 \$175,949

DeWitt County, Texas  
 Budgeted Appropriations for the 2017 Fiscal Year  
 General Fund - Information Technology

<u>Line Item and Description</u>	2014	2015	2016	2017
	Actual	Actual	Adopted	Requested
12-117				
401 Salary - Information Technology	\$28,533	\$47,670	\$60,420	\$60,420
402 Salary - Technician	0	0	35,820	36,812
408 Overtime/Comp Time Pay	0	2,693	5,000	5,000
410 Social Security Taxes	2,183	3,853	7,745	7,821
411 Group Health Insurance	0	8,860	16,615	20,486
412 County Retirement	2,261	3,978	8,018	8,097
413 Worker's Compensation	134	160	315	283
414 Unemployment Contribution	83	137	238	184
 PAYROLL SUB-TOTAL	 \$33,194	 \$67,351	 \$134,171	 \$139,103
 501 Office Supplies	 \$488	 \$339	 \$1,000	 \$1,000
509 Network Supplies	0	5,345	0	0
607 Data Processing Services	22,535	19,708	86,000	75,000
608 Internet Services	0	1,104	25,000	30,000
612 Conferences, Dues & Travel	1,603	36	3,000	5,000
660 Website & Email Services moved from 12-109-660		0	2,500	3,000
661 Repair & Maintenance of Equipment	666	525	17,000	57,500
707 Furniture & Equipment	2,952	14,475	702,000	355,000
927 Contingent & Uncommitted	0	0	100,000	100,000
OTHER SUB-TOTAL	\$28,244	\$41,532	\$936,500	\$626,500
 TOTAL INFORMATION TECHNOLOGY	 \$61,438	 \$108,883	 \$1,070,671	 \$765,603

DeWitt County, Texas  
 Budgeted Appropriations for the 2017 Fiscal Year  
 General Fund - Elections

<u>Line Item and Description</u>	2014 Actual	2015 Actual	2016 Adopted	2017 Requested
12-121				
401 Salary - County Elections Administrator	\$26,208	\$27,783	\$30,000	\$37,471
405 Salary - Election Administrator Assistant	17,940	16,861	23,407	23,407
406 Election Judges and Clerks	11,245	9,211	15,000	15,000
410 Social Security Taxes	3,419	3,430	5,233	5,805
411 Group Health Insurance	0	0	0	10,243
412 County Retirement	3,543	3,540	4,230	4,822
413 Worker's Compensation	181	189	201	205
414 Unemployment	65	123	161	137
 PAYROLL SUB-TOTAL	 \$62,601	 \$61,137	 \$78,232	 \$97,090
501 Office Supplies	\$956	\$390	\$1,200	\$1,200
509 Election Supplies	3,970	5,678	6,500	8,600
607 Data Processing Services	13,996	16,278	18,500	21,300
611 Insurance & Bond Premiums	70	70	150	350
612 Election School and Travel	1,927	2,896	3,700	3,750
614 Voter Registrar Expense	1,354	0	10,500	1,500
661 Repair & Maintenance of Equipment	1,309	2,018	4,600	4,600
670 Voting Facility Rental	46	331	600	400
690 Miscellaneous Services and Charges	201	849	2,110	610
707 Furniture and Equipment	992	6,848	7,350	500
 OTHER SUB-TOTAL	 \$24,821	 \$35,358	 \$55,210	 \$42,810
 TOTAL ELECTIONS	 \$87,422	 \$96,495	 \$133,442	 \$139,900



DeWitt County, Texas  
 Budgeted Appropriations for the 2017 Fiscal Year  
 General Fund - County Auditor



Carrie Rea  
 County Auditor

<u>Line Item and Description</u>	2014 Actual	2015 Actual	2016 Adopted	2017 Requested
12-131				
401 Salary - County Auditor	\$58,495	\$64,075	\$70,483	\$70,483
402 Salary - Assistants	99,492	101,640	124,873	111,871
409 Overtime/Comp Time Payout	0	209	500	500
410 Social Security Taxes	12,086	12,693	14,983	13,988
411 Group Health Insurance	27,147	26,580	35,585	30,729
412 County Retirement	12,525	13,105	15,512	14,482
413 Worker's Compensation	500	553	576	495
414 Unemployment Contribution	466	452	460	329
 PAYROLL SUB-TOTAL	 \$210,711	 \$219,307	 \$262,972	 \$242,877
 501 Office Supplies	 \$3,279	 \$1,532	 \$2,500	 \$2,500
607 Data Processing Services	3,587	2,548	3,800	3,000
611 Insurance and Bond Premiums	92	0	100	0
612 Conferences, Dues and Travel	2,132	5,484	5,500	5,000
661 Repair & Maintenance of Equipment	512	527	1,000	800
690 Miscellaneous Services and Charges	459	435	500	500
707 Furniture and Equipment	12,559	648	1,000	500
 OTHER SUB-TOTAL	 \$22,620	 \$11,174	 \$14,400	 \$12,300
 TOTAL COUNTY AUDITOR	 \$233,331	 \$230,481	 \$277,372	 \$255,177

DeWitt County, Texas  
 Budgeted Appropriations for the 2017 Fiscal Year  
 General Fund - County Treasurer



Carol Ann Martin  
 County Treasurer

<u>Line Item and Description</u>	2014 Actual	2015 Actual	2016 Adopted	2017 Requested
12-133				
401 Salary - County Treasurer	\$54,775	\$60,000	\$66,000	\$66,000
402 Salary - Assistants	76,165	70,825	79,731	77,877
410 Social Security Taxes	10,017	10,008	11,148	11,007
411 Group Health Insurance	19,788	26,579	28,455	30,729
412 County Retirement	10,380	10,332	11,542	11,395
413 Worker's Compensation	387	393	428	389
414 Unemployment Contribution	222	193	187	140
 PAYROLL SUB-TOTAL	 \$171,734	 \$178,330	 \$197,491	 \$197,537
 501 Office Supplies	 \$2,627	 \$1,660	 \$3,000	 \$3,000
607 Data Processing Services	3,001	1,912	3,000	3,000
611 Insurance and Bond Premiums	370	2,919	400	400
612 Conferences, Dues and Travel	3,808	3,294	7,000	5,000
661 Repair & Maintenance of Equipment	643	679	1,000	1,000
690 Miscellaneous Services and Charges	0	0	650	650
707 Furniture and Equipment	11,183	2,873	2,500	2,500
 OTHER SUB-TOTAL	 \$21,632	 \$13,337	 \$17,550	 \$15,550
 TOTAL COUNTY TREASURER	 \$193,366	 \$191,667	 \$215,041	 \$213,087

DeWitt County, Texas  
 Budgeted Appropriations for the 2017 Fiscal Year  
 General Fund - Tax Assessor Collector



Susie Dreyer  
 Tax Assessor Collector

<u>Line Item and Description</u>	2014 Actual	2015 Actual	2016 Adopted	2017 Requested
12-135				
401 Salary - Tax Assessor Collector	\$54,775	\$60,000	\$66,000	\$66,000
402 Salary - Deputies	133,214	138,304	183,140	181,344
409 Overtime/Comp Time Payout	5	272	600	600
410 Social Security Taxes	14,381	15,190	19,105	18,968
411 Group Health Insurance	38,219	44,300	54,555	61,458
412 County Retirement	14,904	15,683	19,779	19,637
413 Worker's Compensation	649	682	734	671
414 Unemployment Contribution	386	378	432	327
 PAYROLL SUB-TOTAL	 \$256,533	 \$274,809	 \$344,345	 \$349,005
 501 Office Supplies	 \$3,375	 \$4,336	 \$11,100	 \$5,100
522 Computer Supplies	5,614	4,473	5,200	5,200
600 Professional Services	31,000	34,350	36,000	50,300
602 Special Assessors	3,053	2,703	3,500	3,500
608 Image Scanning Services				2,000
611 Insurance and Bond Premiums	71	0	0	4,770
612 Conferences, Dues and Travel	2,105	2,719	3,500	4,100
661 Repair & Maintenance of Equipment	5,712	5,399	5,000	2,000
680 DeWitt County Appraisal District Participation	242,445	271,603	304,000	316,000
690 Miscellaneous Services and Charges	14,522	9,515	12,000	2,000
707 Furniture and Equipment	4,409	909	3,100	3,100
 OTHER SUB-TOTAL	 \$312,306	 \$336,007	 \$383,400	 \$398,070
 TOTAL TAX ASSESSOR COLLECTOR	 \$568,839	 \$610,816	 \$727,745	 \$747,075

DeWitt County, Texas  
 Budgeted Appropriations for the 2017 Fiscal Year  
 General Fund - County Attorney



Ray Reese  
 County Attorney

<u>Line Item and Description</u>	2014 Actual	2015 Actual	2016 Adopted	2017 Requested
12-137				
401 Salary - County Attorney	\$55,970	\$61,309	67,440	67,440
402 Salary - Secretary	41,527	43,862	47,914	46,139
403 Salary - Supplement - TDHR Council	1,200	1,200	1,200	0
404 Salary - State Salary Supplement	23,237	23,333	23,333	23,333
406 Salary - Investigator	28,960	0	0	0
410 Social Security Taxes	11,543	9,922	10,701	10,474
411 Group Health Insurance	21,492	17,720	18,970	20,486
412 County Retirement	11,963	10,244	11,079	10,843
413 Worker's Compensation	45	41	55	48
414 Unemployment Contribution	207	120	113	83
 PAYROLL SUB-TOTAL	 \$196,144	 \$167,751	 \$180,805	 \$178,846
501 Office Supplies	\$1,223	\$1,816	\$2,500	\$2,500
550 Video Recording Supplies	42	0	400	400
607 Data Processing Services	2,425	2,410	2,800	3,000
611 Insurance and Bond Premiums	71	0	0	400
612 Conferences, Dues and Travel	670	1,461	1,500	1,500
661 Repair & Maintenance of Equipment	890	562	750	750
707 Furniture and Equipment	4,151	1,849	1,500	1,500
 OTHER SUB-TOTAL	 \$9,472	 \$8,098	 \$9,450	 \$10,050
 TOTAL COUNTY ATTORNEY	 \$205,616	 \$175,849	 \$190,255	 \$188,896

DeWitt County, Texas  
 Budgeted Appropriations for the 2017 Fiscal Year  
 General Fund - Annex Building

<u>Line Item and Description</u>	2014 Actual	2015 Actual	2016 Adopted	2017 Requested
12-142				
502 Cleaning Supplies	\$691	\$883	\$1,000	\$1,000
505 Repair and Maintenance Supplies	287	318	2,000	2,000
509 Miscellaneous Supplies	5	0	500	500
602 Pest Control Services	1,130	1,710	2,000	2,000
611 Building Insurance Premiums	3,276	2,991	4,500	4,500
651 Utilities	17,517	16,905	18,000	19,000
657 Repair and Maintenance of Building	3,350	0	2,000	2,000
658 Plumbing Repairs	0	0	2,000	2,000
661 Repair & Maintenance of Equipment	2,915	7,416	15,000	20,000
690 Miscellaneous Services and Charges	0	15	200	200
707 Furniture and Equipment	0	0	0	0
 TOTAL ANNEX BUILDING	 \$29,171	 \$30,238	 \$47,200	 \$53,200

DeWitt County, Texas  
 Budgeted Appropriations for the 2017 Fiscal Year  
 General Fund - Courthouse Building

<u>Line Item and Description</u>	2014 Actual	2015 Actual	2016 Adopted	2017 Requested
12-143				
401 Salary - Superintendent	\$38,416	\$40,652	\$45,207	\$43,928
402 Salary - Janitor	28,870	31,348	34,795	33,580
408 Overtime/Comp Time Payout - Superintendent	4,648	9,106	9,000	9,000
409 Overtime/Comp Time Payout - Janitor	630	756	3,000	3,000
410 Social Security Taxes	5,551	6,263	7,038	6,847
411 Group Health Insurance	16,395	17,720	18,970	20,486
412 County Retirement	5,753	6,466	7,287	7,089
413 Worker's Compensation	1,509	2,086	2,318	2,027
414 Unemployment Contribution	210	223	216	161
 PAYROLL SUB-TOTAL	 \$101,982	 \$114,620	 \$127,831	 \$126,118
 502 Cleaning Supplies	 \$1,816	 \$2,775	 \$2,500	 \$2,500
503 Fuel	0	0	100	100
505 Repair and Maintenance Supplies	3,540	3,308	10,000	10,000
509 Miscellaneous Supplies	862	398	2,000	2,000
510 Hand Tools	0	0	200	200
513 Uniforms	985	2,361	2,000	2,000
601 Contract Labor	0	4,540	10,000	10,000
602 Pest Control	1,690	2,038	3,000	3,000
611 Insurance and Bond Premiums	23,358	21,106	35,000	30,000
651 Utilities	63,296	65,626	70,000	70,000
657 Repair & Maintenance of Building	10,602	13,861	20,000	20,000
658 Plumbing Repairs	277	0	2,000	2,000
661 Repair and Maintenance of Equipment	45,646	27,025	60,000	60,000
664 Elevator Maintenance and Repairs	5,216	5,359	6,000	6,000
690 Miscellaneous Services and Charges	0	0	1,000	1,000
707 Furniture and Equipment	0	0	6,000	6,000
 OTHER SUB-TOTAL	 \$157,288	 \$148,397	 \$229,800	 \$224,800
 TOTAL COURTHOUSE BUILDING	 \$259,270	 \$263,017	 \$357,631	 \$350,918

DeWitt County, Texas  
 Budgeted Appropriations for the 2017 Fiscal Year  
 General Fund - Jail Building

<u>Line Item and Description</u>	2014 Actual	2015 Actual	2016 Adopted	2017 Requested
12-144				
502 Cleaning Supplies	\$5,129	\$4,978	\$7,000	\$7,000
505 Repair and Maintenance Supplies	10,588	11,175	12,000	12,000
509 Miscellaneous Supplies	6,589	5,174	7,000	8,200
521 Generator Expense	0	0	1,200	2,500
602 Pest Control	171	1,006	1,000	1,000
611 Insurance and Bond Premiums	21,297	19,470	25,000	25,000
651 Utilities	165,169	158,161	155,000	168,000
657 Repair & Maintenance of Building	2,262	3,262	5,000	5,000
658 Plumbing Repairs	1,798	622	3,500	3,500
661 Repair and Maintenance of Equipment	14,286	13,119	12,000	12,000
690 Miscellaneous Services and Charges	1,520	3,502	5,000	8,000
707 Furniture and Equipment	0	3,200	0	33,000
 TOTAL JAIL BUILDING	 \$228,809	 \$223,669	 \$233,700	 \$285,200

DeWitt County, Texas  
 Budgeted Appropriations for the 2017 Fiscal Year  
 General Fund - Lawn and Yard Maintenance

<u>Line Item and Description</u>	2014 Actual	2015 Actual	2016 Adopted	2017 Requested
12-147				
509 Miscellaneous Supplies	\$194	\$96	\$1,000	\$1,000
601 Contractual Lawn Maintenance	3,375	4,000	9,000	9,000
658 Plumbing Repairs	1,285	594	2,500	2,500
690 Miscellaneous Services and Charges	0	0	800	0
707 Furniture and Equipment	0	0	0	0
 TOTAL LAWN AND YARD MAINTENANCE	 \$4,854	 \$4,690	 \$13,300	 \$12,500



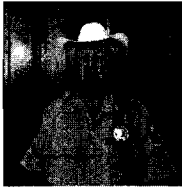
DeWitt County, Texas  
 Budgeted Appropriations for the 2017 Fiscal Year  
 General Fund - Constable, Precinct #1



Kelly Phelps  
 Constable Precinct #1

<u>Line Item and Description</u>	2014 Actual	2015 Actual	2016 Adopted	2017 Requested
12-151				
401 Salary - Constable Precinct #1	\$17,272	\$18,915	\$24,000	\$43,486
402 Salary - Bailiff	0	0	2000	2000
409 Vehicle Allowance	0	0	0	0
410 Social Security Taxes	1,322	1,447	1,989	3,480
411 Group Health Insurance	3,101	6,583	9,485	10,243
412 County Retirement	1,369	1,494	2,059	3,602
413 Worker's Compensation	253	289	400	629
 PAYROLL SUB-TOTAL	 \$23,317	 \$28,728	 \$39,933	 \$63,440
 503 Fuel	 \$2,178	 \$1,403	 \$5,000	 \$5,000
509 Miscellaneous Supplies	358	472	500	1,000
513 Uniforms	0	0	500	1,500
607 Data Processing	0	892	1,280	1,280
611 Insurance and Bond Premiums	172	277	200	200
612 Conferences, Dues and Travel	707	724	1,000	3,000
662 Repair & Maintenance of Equipment	3,196	3,321	2,500	3,000
706 Motor Vehicles	0	0	0	0
707 Furniture and Equipment	0	756	0	0
710 Radio and Vehicle Equipment	11,831	3,039	1,250	1,500
 OTHER SUB-TOTAL	 \$18,442	 \$10,884	 \$12,230	 \$16,480
 TOTAL CONSTABLE, PRECINCT #1	 \$41,759	 \$39,612	 \$52,163	 \$79,920

DeWitt County, Texas  
 Budgeted Appropriations for the 2017 Fiscal Year  
 General Fund - Constable, Precinct #2



Steve Wehlman  
 Constable Precinct #2

<u>Line Item and Description</u>	2014 Actual	2015 Actual	2016 Adopted	2017 Requested
12-152				
401 Salary - Constable Precinct #2	\$17,272	\$18,915	\$24,000	\$24,000
402 Salary - Bailiff	721	206	2,000	2,000
409 Vehicle Allowance	8,240	8,250	8,250	8,250
410 Social Security Taxes	2,007	2,094	2,620	2,620
411 Group Health Insurance	8,198	8,860	9,485	10,243
412 County Retirement	2,080	2,162	2,713	2,713
413 Worker's Compensation	265	301	527	473
 PAYROLL SUB-TOTAL	 \$38,783	 \$40,788	 \$49,595	 \$50,299
 509 Miscellaneous Supplies	 \$0	 \$168	 \$200	 \$1,000
611 Insurance and Bond Premiums	187	122	200	300
612 Conferences, Dues and Travel	0	0	0	300
662 Repair & Maintenance of Equipment	0	175	500	500
707 Furniture and Equipment	0	0	0	0
710 Radio and Vehicle Equipment	0	2,521	3,000	1,000
 OTHER SUB-TOTAL	 \$187	 \$2,986	 \$3,900	 \$3,100
 TOTAL CONSTABLE, PRECINCT #2	 \$38,970	 \$43,774	 \$53,495	 \$53,399



DeWitt County, Texas  
 Budgeted Appropriations for the 2017 Fiscal Year  
 General Fund - Sheriff

Jode Zavesky  
 County Sheriff

<u>Line Item and Description</u>	2014 Actual	2015 Actual	2016 Adopted	2017 Requested
<b>12-154</b>				
401 Salary - Sheriff	\$55,195	\$60,420	\$66,420	\$66,420
402 Salary - Secretary	34,201	36,092	39,509	39,061
403 Salary - Deputies	524,117	612,316	804,901	800,986
405 Salary - Dispatchers	156,313	197,322	223,696	219,208
406 Overtime/Comp Time Payout - Secretary	810	75	300	300
407 Overtime/Comp Time & Holidays Deputies	57,956	62,060	50,000	60,000
409 Overtime/Comp Time & Holidays Dispatchers	34,431	36,490	30,000	30,000
410 Social Security Taxes	66,804	77,766	94,179	94,267
411 Group Health Insurance	150,382	181,494	237,125	257,838
412 County Retirement	69,229	80,292	97,503	97,594
413 Worker's Compensation	10,397	12,701	15,099	14,146
414 Unemployment Contribution	2,417	2,604	2,737	2,098
415 Salary - Part-Time Clerk/Secretary	10,229	11,765	16,271	16,271
417 Deputy Overtime LBSP Grant	0	0	0	0
<b>PAYROLL SUB-TOTAL</b>	<b>\$1,172,481</b>	<b>\$1,371,397</b>	<b>\$1,677,740</b>	<b>\$1,698,189</b>
501 Office Supplies	\$14,356	\$12,770	\$15,000	\$15,000
503 Fuel and Lubricants	96,436	51,257	95,000	65,000
505 Vehicles and Equipment Parts	3,586	2,624	4,100	4,100
509 Miscellaneous Supplies	4,026	5,332	6,000	6,000
513 Uniforms	8,613	10,737	8,000	10,000
611 Insurance and Bond Premiums	6,651	6,327	9,000	10,850
612 Conferences, Dues and Travel	18,143	13,041	10,000	10,000
620 Extradition - Travel	349	62	0	0
660 Copier Rental and Maintenance	10,760	7,825	10,000	10,000
661 Repair & Maintenance of Equipment & Vehicles	23,811	27,313	30,000	25,000
690 Miscellaneous Services and Charges	17,800	18,598	22,000	22,000
691 Pre-Employment Physicals	435	601	1,500	1,500
695 Drug Investigation Costs	2,087	845	5,000	12,000
706 Motor Vehicles	80,898	116,740	98,000	82,500
707 Furniture and Equipment	8,958	3,877	10,000	10,000
710 Radio and Vehicle Equipment	16,590	84,089	56,000	48,000
<b>OTHER SUB-TOTAL</b>	<b>\$313,499</b>	<b>\$362,038</b>	<b>\$379,600</b>	<b>\$331,950</b>
<b>TOTAL SHERIFF</b>	<b>\$1,485,980</b>	<b>\$1,733,435</b>	<b>\$2,057,340</b>	<b>\$2,030,139</b>

DeWitt County, Texas  
 Budgeted Appropriations for the 2017 Fiscal Year  
 General Fund - Operation of Jail

<u>Line Item and Description</u>	2014 Actual	2015 Actual	2016 Adopted	2017 Requested
12-155				
403 Salary - LVN	\$32,020	\$2,382	\$0	\$0
404 Salary - Jailers	847,707	943,926	1,071,490	1,041,490
405 Salary - Part-time EMT	13,229	779	0	0
406 Salary - Part-time Jailers	21,098	5,475	20,000	30,000
408 Overtime/Comp Time Payout - Jailers	94,144	104,339	65,000	60,000
410 Social Security Taxes	77,127	80,853	88,472	86,559
411 Group Health Insurance	167,463	198,060	246,610	266,318
412 County Retirement	79,933	83,479	91,594	89,614
413 Worker's Compensation	15,429	16,304	17,810	15,639
414 Unemployment Contribution	2,878	2,861	2,718	2,037
 PAYROLL SUB-TOTAL	 \$1,351,028	 \$1,438,458	 \$1,603,694	 \$1,591,657
 501 Office Supplies	 \$4,901	 \$3,232	 \$4,700	 \$4,000
502 Cleaning Supplies	8,950	5,000	8,000	5,000
505 Jailers Supplies	2,125	1,355	4,000	4,000
510 Miscellaneous Supplies	2,537	2,101	3,000	4,000
511 Food for Prisoners	240,277	205,722	225,000	243,000
512 Kitchen Supplies	10,563	6,495	9,000	9,000
513 Uniforms	5,996	7,746	7,000	7,000
520 Laundry Supplies	722	1,037	2,000	2,000
601 Contract Physician	31,000	0	0	0
607 Data Processing Services	33,498	20,501	20,501	30,000
612 Conferences, Dues and Travel	5,106	5,325	5,000	5,000
690 Miscellaneous Services and Charges	1,056	3,659	4,000	4,000
691 Pre-Employment Physicals	3,183	2,847	1,500	2,000
707 Furniture, Fixtures and Equipment	4,427	1,451	6,000	5,000
883 Third Party Medical Contractor		168,880	173,000	176,000
884 Prisoner Medical	281,188	42,065	64,000	64,000
 OTHER SUB-TOTAL	 \$635,529	 \$477,416	 \$536,701	 \$564,000
 TOTAL OPERATION OF JAIL	 \$1,986,557	 \$1,915,874	 \$2,140,395	 \$2,155,657

DeWitt County, Texas  
 Budgeted Appropriations for the 2017 Fiscal Year  
 General Fund - Corrections

<u>Line Item and Description</u>	2014 Actual	2015 Actual	2016 Adopted	2017 Requested
12-156				
401 Juvenile Board Compensation <small>moved payroll to 12-101</small>	\$1,200	\$0	\$0	\$0
410 Social Security Taxes	92	0	0	0
411 Group Health Insurance	140	0	0	0
412 County Retirement	95	0	0	0
 PAYROLL SUB-TOTAL	 \$1,527	 \$0	 \$0	 \$0
 509 Miscellaneous Supplies	 \$0	 \$0	 \$150	 \$150
661 Repair & Maintenance of Equipment	0	0	250	250
707 Furniture and Equipment	640	266	1,000	1,000
909 Juvenile Probation Services	210,000	175,000	266,407	285,700
 OTHER SUB-TOTAL	 \$210,640	 \$175,266	 \$267,807	 \$287,100
 TOTAL CORRECTIONS	 \$212,167	 \$175,266	 \$267,807	 \$287,100

DeWitt County, Texas  
 Budgeted Appropriations for the 2017 Fiscal Year  
 General Fund - Other Protection

<u>Line Item and Description</u>	2014	2015	2016	2017
	Actual	Actual	Adopted	Requested
12-158				
401 Salary - EMC, LEPC, Safety	\$36,800	\$41,485	\$45,121	\$48,420
403 Salary - Safety Coordinator	69	0	0	0
408 Salary - Flood Plain Administrator	0	0	12,000	0
409 Overtime/Comp Time Payout	960	7,626	9,000	7,000
410 Social Security Taxes	2,892	3,757	5,058	4,240
411 Group Health Insurance	4,127	8,860	9,485	10,243
412 County Retirement	2,996	3,879	5,237	4,389
413 Worker's Compensation	39	124	194	150
414 Unemployment	94	134	155	100
 PAYROLL SUB-TOTAL	 \$47,977	 \$65,865	 \$86,250	 \$74,542
501 Office Supplies	\$460	\$382	\$1,000	\$500
508 Education/Training Materials	0	22	1,500	500
513 Uniforms	0	0	500	0
612 Conferences, Dues & Travel - EMC	5,473	8,046	9,000	3,000
613 Conferences, Dues & Travel - Flood PI Adm	0	0	3,000	3,000
650 Emergency Operation Services	4,841	6,836	7,000	6,836
655 Engineering Services	0	0	5,000	5,000
661 Repair & Maintenance of Equipment	60	408	1,500	800
670 Hazard Mitigation Action Plan Development	0	0	84,000	70,000
680 North Cuero Watershed moved from 26-170-680	0	40,000	40,000	10,000
681 Fire Calls moved to 12-181-682	49,600	0	0	0
685 Animal Damage Trapper moved to 12-190-685	5,600	0	0	0
690 CDL Screening moved to 20-170-690	1,563	0	0	0
707 Furniture and Equipment	2,840	20,269	1,000	1,000
794 Homeland Security Grant - SHSP & LETPA	0	20,883	0	0
 OTHER SUB-TOTAL	 \$70,437	 \$96,846	 \$153,500	 \$100,636
 TOTAL OTHER PROTECTION	 \$118,414	 \$162,711	 \$239,750	 \$175,178

DeWitt County, Texas  
 Budgeted Appropriations for the 2017 Fiscal Year  
 General Fund - Health, Welfare & Community Services

<u>Line Item and Description</u>	2014 Actual	2015 Actual	2016 Adopted	2017 Requested
12-181				
614 Soil & Water Contribution moved from 12-109-614		\$5,000	\$5,000	\$5,000
675 Senior Citizens Nutrition Program	10,000	10,000	10,000	10,000
676 Foster Child Care	5,000	5,000	5,000	5,000
678 CASA	7,500	7,500	7,500	7,500
681 Gulf Bend MHMR Contribution moved to 89-189	15,000	0	0	0
682 VFD Fire Calls & Mutual Aid moved from 12-158-682		36,400	50,000	50,000
685 Animal/Rabies Control - Interlocal		2,232	2,500	2,500
688 Indigent Burial Expense	0	0	2,000	2,000
982 Cuero/DeWitt County Health Department	88,319	76,989	103,901	121,375
 TOTAL HEALTH AND WELFARE SERVICES	 \$125,819	 \$143,121	 \$185,901	 \$203,375







**This page is left blank intentionally**

DeWitt County, Texas  
 Budgeted Revenues and Appropriations for the 2017 Fiscal Year  
 Voting Equipment Fund

<u>Line Item and Description</u>	2014 Actual	2015 Actual	2016 Adopted	2017 Requested
17-100				
301 State Comptroller	\$0	\$0	\$0	\$0
302 Local Entity Equipment Lease Fees	8,235	2,400	4,160	4,160
600 Interest Earnings	146	109	100	50
TOTAL REVENUES				
VOTING EQUIPMENT FUND	\$8,381	\$2,509	\$4,260	\$4,210
17-170				
661 Repair & Maintenance of Equipment	3,320	400	4,000	4,000
707 Voting Equipment	10,937	4,057	4,500	8,500
927 Contingent and Uncommitted	0	0	5,000	5,000
TOTAL APPROPRIATIONS				
VOTING EQUIPMENT FUND	\$14,257	\$4,457	\$13,500	\$17,500

DeWitt County, Texas  
 Budgeted Revenues and Appropriations for the 2017 Fiscal Year  
 Road and Bridge - General Fund

<u>Line Item and Description</u>	2014 Actual	2015 Actual	2016 Adopted	2017 Requested
20-100				
120 Delinquent Ad Valorem Taxes	\$62,670	\$42,981	\$40,000	\$40,000
130 Ad Valorem Taxes	3,630,453	2,080,474	2,733,328	2,202,907
600 Interest Earnings	9,898	9,201	12,000	9,000
640 Interlocal Consulting Services Agreement	41,000	64,125	40,000	60,000
660 Miscellaneous Income	0	3,766	1,000	1,000
<b>TOTAL REVENUES</b>	<b>\$3,744,021</b>	<b>\$2,200,547</b>	<b>\$2,826,328</b>	<b>\$2,312,907</b>
<b>ROAD AND BRIDGE GENERAL FUND</b>				
20-170				
401 Salary - County Commissioners	\$220,361	\$241,260	\$265,260	\$265,260
402 Salary - County Commissioners Clerk	33,571	36,671	0	0
409 Overtime/Comptime Pay	0	4,111	0	0
410 Social Security Taxes	19,426	21,576	20,292	20,292
411 Group Health Insurance	38,953	36,908	37,940	30,729
412 County Retirement	20,132	22,276	21,009	21,009
413 Worker's Compensation	767	1,035	1,003	905
414 Unemployment	97	111	0	0
<b>PAYROLL SUB-TOTAL</b>	<b>\$333,307</b>	<b>\$363,948</b>	<b>\$345,504</b>	<b>\$338,195</b>
501 Office Supplies	\$237	\$239	\$500	\$100
607 Data Processing	3,147	2,000	2,500	2,500
611 Insurance & Bond Premium	0	0	0	400
612 Conferences, Dues and Travel	11,304	10,698	14,000	14,000
635 Legal Notices and Publications	623	2,975	3,000	4,500
640 Governmental Consulting Services	57,500	90,000	72,000	90,000
645 TAC Coverage Deductibles				10,000
690 CDL Screening <span style="float: right;">moved from 12-158-690</span>	0	1,180	1,600	1,600
901 Road and Bridge, Precinct #1	901,191	434,594	489,827	673,351
902 Road and Bridge, Precinct #2	901,191	543,244	612,283	841,688
903 Road and Bridge, Precinct #3	901,191	434,594	489,827	673,351
904 Road and Bridge, Precinct #4	901,191	760,541	857,197	1,178,364
<b>OTHER SUB-TOTAL</b>	<b>\$3,677,575</b>	<b>\$2,280,065</b>	<b>\$2,542,734</b>	<b>\$3,489,854</b>
<b>TOTAL APPROPRIATIONS</b>				
<b>TOTAL ROAD &amp; BRIDGE GENERAL FUND</b>	<b>\$4,010,882</b>	<b>\$2,644,013</b>	<b>\$2,888,238</b>	<b>\$3,828,049</b>


FY 2014: Pct #1 - 25%; Pct #2 - 25%; Pct #3 - 25%; Pct #4 - 25%

FY 2015: Pct #1 - 20%; Pct #2 - 25%; Pct #3 - 20%; Pct #4 - 35%

FY 2016: Pct #1 - 20%; Pct #2 - 25%; Pct #3 - 20%; Pct #4 - 35%

FY 2017

DeWitt County, Texas  
 Budgeted Revenues for the 2017 Fiscal Year  
 Road and Bridge Fund - Precinct #1



Curtis Afflerbach  
 Commissioner Precinct 1

<u>Line Item and Description</u>	2014 Actual	2015 Actual	2016 Adopted	2017 Requested
21-100				
321 Auto Registration	\$216,634	\$200,707	\$150,000	\$180,000
322 Gross Axle Weight Fees	71,281	81,505	50,000	60,000
333 Lateral Road Funds	12,720	11,434	10,000	11,000
350 HB2521 Right of Way Royalty				0
600 Interest Earnings	41,861	69,533	50,000	50,000
610 Sale of Assets	12,361	12,515	1,000	1,000
615 Oil and Gas Royalties	0	0	0	0
620 Pipeline Crossing Fee	101,738	47,092	45,000	45,000
622 Road Use Agreement Payments	0	0	0	0
660 Miscellaneous Income	27,362	69,567	1,000	1,000
910 Road and Bridge General - Transfer	901,191	434,594	489,827	673,351
920 Special Road and Bridge - Transfer	501,359	371,958	398,608	547,445
930 County Road Repair and Flood - Transfer	5,103,217	3,886,173	2,901,925	5,153,090
 TOTAL REVENUES AND TRANSFERS ROAD AND BRIDGE FUND - PCT. #1	 \$6,989,724	 \$5,185,078	 \$4,097,360	 \$6,721,886

DeWitt County, Texas  
 Budgeted Appropriations for the 2017 Fiscal Year  
 Road and Bridge Fund - Precinct #1

<u>Line Item and Description</u>	2014 Actual	2015 Actual	2016 Adopted	2017 Requested
21-171				
402 Salaries	\$246,079	\$313,965	\$407,834	\$402,108
405 Salary - Part-Time	33,014	13,897	14,558	14,558
409 Overtime/Comp Time Payout	16,649	31,312	25,000	25,000
410 Social Security Taxes	22,625	27,477	34,226	33,787
411 Group Health Insurance	47,773	73,455	92,495	102,430
412 County Retirement	23,348	28,368	35,433	34,980
413 Worker's Compensation	8,492	9,192	11,746	10,001
414 Unemployment Contribution	856	984	1,051	795
 PAYROLL SUB-TOTAL	 \$398,836	 \$498,650	 \$622,343	 \$623,659
501 Office Supplies	\$310	\$128	\$600	\$300
502 Cleaning Supplies	1,572	1,115	2,000	2,000
503 Fuel and Lubricants	94,060	73,013	99,000	80,000
504 Batteries, Tires and Tubes	11,266	24,723	35,000	30,000
505 Repair Materials - Vehicles and Equipment	45,262	37,062	50,000	50,000
507 ROW Maintenance, Supplies and Fencing	12,168	4,310	20,000	20,000
508 Safety and First Aid Supplies	1,082	1,182	1,500	1,500
509 Miscellaneous Supplies	0	0	500	500
510 Hand Tools	1,151	0	500	500
513 Uniforms	3,464	3,827	5,000	5,000
601 Contract Labor & Equipment Lease	1,910	19,682	20,000	20,000
611 Insurance & Bond Premiums	4,624	5,603	6,000	8,000
651 Utilities	4,180	5,221	5,500	6,000
661 Repair & Maintenance of Equipment & Vehicles	38,698	64,532	55,000	85,000
690 Miscellaneous Services and Charges	15,194	4,974	15,000	15,000
705 Purchase of Property	4,985	0	45,000	45,000
706 Motor Vehicles	0	0	45,000	45,000
707 Warehouse Fixtures and Equipment	1,976	5,951	81,000	81,000
712 Road Equipment	466,790	423,221	275,000	200,000
713 Roads and Bridges	2,741,540	973,967	3,500,000	5,000,000
 OTHER SUB-TOTAL	 \$3,450,232	 \$1,648,511	 \$4,261,600	 \$5,694,800
 TOTAL ROAD AND BRIDGE FUND - PCT. #1	 \$3,849,068	 \$2,147,161	 \$4,883,943	 \$6,318,459

DeWitt County, Texas  
 Budgeted Revenues for the 2017 Fiscal Year  
 Road and Bridge Fund - Precinct #2



James B. Pilchick, Sr.  
 Commissioner, Precinct 2

<u>Line Item and Description</u>	2014 Actual	2015 Actual	2016 Adopted	2017 Requested
22-100				
321 Auto Registration	\$77,828	\$81,370	\$70,000	\$75,000
322 Gross Axle Weight Fees	11,372	19,628	10,000	15,000
333 Lateral Road Funds	2,029	2,753	2,500	2,500
350 HB2521 Right of Way Royalty				0
600 Interest Earnings	14,976	18,009	15,000	9,900
610 Sale of Assets	6,049	1,252	1,000	1,000
615 Oil and Gas Royalties	2,514	2,095	1,200	1,200
620 Pipeline Crossing Fees	7,968	12,616	6,000	0
622 Road Use Agreement Payments	0	0	0	0
660 Miscellaneous Income	27,334	69,046	1,000	0
900 Salary - Secretary 1/2 paid by Pct 3 - Transfer			24,200	23,713
910 Road and Bridge General - Transfer	901,191	543,244	612,283	841,688
920 Special Road and Bridge - Transfer	620,691	464,235	497,496	683,257
930 County Road Repair and Flood - Transfer	814,182	936,375	702,413	1,032,279
TOTAL REVENUES AND TRANSFERS	\$2,486,134	\$2,150,623	\$1,943,092	\$2,685,537
ROAD AND BRIDGE FUND - PCT. #2				

DeWitt County, Texas  
 Budgeted Appropriations for the 2017 Fiscal Year  
 Road and Bridge Fund - Precinct #2

<u>Line Item and Description</u>	2014 Actual	2015 Actual	2016 Adopted	2017 Requested
22-172				
402 Salaries	\$246,669	\$314,263	\$367,289	\$359,229
403 Salary - Secretary	0	0	33,520	32,105
405 Salary - Part-time	19,496	1,390	0	0
409 Overtime/Comp Time Payout	56	4,166	1,000	1,000
410 Social Security Taxes	20,367	24,466	30,738	30,014
411 Group Health Insurance	55,348	66,474	94,850	102,430
412 County Retirement	21,105	25,258	31,823	31,073
413 Worker's Compensation	7,323	8,378	9,415	8,244
414 Unemployment Contribution	773	871	944	706
 PAYROLL SUB-TOTAL	 \$371,137	 \$445,266	 \$569,579	 \$564,801
 501 Office Supplies	 \$205	 \$549	 \$700	 \$2,500
502 Cleaning Supplies	593	928	500	2,500
503 Fuel and Lubricants	55,161	45,030	75,000	75,000
504 Batteries, Tires and Tubes	6,007	10,876	15,000	15,000
505 Repair & Maintenance of Equipment & Vehicles	33,829	43,744	40,000	40,000
507 ROW Maintenance & Supplies	8,362	1,432	7,000	7,000
508 Safety and First Aid Supplies	251	687	500	500
509 Miscellaneous Supplies	149	0	100	500
510 Hand Tools	1,243	1,660	2,000	2,000
513 Uniforms	2,898	3,725	4,600	4,600
601 Contract Labor & Equipment Lease	0	4,590	7,000	500
611 Insurance & Bond Premiums	4,569	6,279	6,500	8,500
651 Utilities	5,402	6,130	8,000	8,000
661 Repair & Maintenance-Vehicles & Equipment	28,331	18,848	55,000	55,000
690 Miscellaneous Services and Charges	1,156	22,023	23,000	23,000
706 Motor Vehicles	36,301	37,310	50,000	36,000
707 Warehouse Fixtures and Equipment	16,456	100	5,000	4,000
709 Other Equipment	88,974	19,834	90,000	70,000
710 Radio Equipment	1,569	0	1,600	500
712 Road Equipment	359,393	461,945	410,000	150,000
713 Roads and Bridges	1,443,045	453,890	1,000,000	1,000,000
 OTHER SUB-TOTAL	 \$2,093,894	 \$1,139,580	 \$1,801,500	 \$1,505,100
 TOTAL ROAD AND BRIDGE FUND - PCT. #2	 \$2,465,031	 \$1,584,846	 \$2,371,079	 \$2,069,901

DeWitt County, Texas  
 Budgeted Revenues for the 2017 Fiscal Year  
 Road and Bridge Fund - Precinct #3



James Kaiser  
 Commissioner Precinct 3

<u>Line Item and Description</u>	2014 Actual	2015 Actual	2016 Adopted	2017 Requested
23-100				
321 Auto Registration	\$230,768	\$224,076	\$180,000	\$200,000
322 Gross Axle Weight Fees	59,501	76,599	50,000	60,000
333 Lateral Road Funds	10,618	10,745	10,000	10,000
350 HB2521 Right of Way Royalty				0
600 Interest Earnings	52,567	66,155	49,000	60,000
610 Sale of Assets	0	28,777	1,000	1,000
615 Oil and Gas Royalties	11,327	225	100	0
620 Pipeline Crossing Fees	97,928	83,344	50,000	40,000
622 Road Use Agreement Payments	0	0	0	0
660 Miscellaneous Income	58,670	197,460	1,000	1,000
910 Road and Bridge General - Transfer	901,191	434,594	489,827	673,351
920 Special Road and Bridge - Transfer	1,042,772	759,805	814,243	1,118,276
930 County Road Repair and Flood - Transfer	4,259,880	3,652,166	2,628,268	3,947,443
 TOTAL REVENUES AND TRANSFERS	 \$6,725,222	 \$5,533,946	 \$4,273,438	 \$6,111,070
ROAD AND BRIDGE FUND - PCT. #3				



DeWitt County, Texas  
 Budgeted Appropriations for the 2017 Fiscal Year  
 Road and Bridge Fund - Precinct #3

<u>Line Item and Description</u>	2014	2015	2016	2017
	Actual	Actual	Adopted	Requested
23-173				
402 Salaries	\$273,691	\$320,895	\$369,915	\$360,742
403 Salary - Secretary 1/2 paid to Pct 2 - Transfer			24,200	23,713
405 Salary - Part-Time	5,161	10,839	13,434	13,434
409 Overtime/Comp Time Payout	1,803	7,288	5,000	5,000
410 Social Security Taxes	21,471	25,934	29,709	29,007
411 Group Health Insurance	58,796	75,334	85,365	92,187
412 County Retirement	22,249	26,775	30,757	30,031
413 Worker's Compensation	8,077	8,896	9,825	8,586
414 Unemployment Contribution	815	924	913	683
 PAYROLL SUB-TOTAL	 \$392,063	 \$476,885	 \$569,118	 \$563,383
501 Office Supplies	\$493	\$186	\$0	\$450
502 Cleaning Supplies	599	4,450	1,000	1,000
503 Fuel and Lubricants	94,421	66,786	120,000	120,000
504 Batteries, Tires and Tubes	6,420	11,841	15,000	15,000
505 Repair Materials - Vehicles and Equipment	60,906	61,745	50,000	50,000
507 ROW Maintenance & Supplies	2,332	6,492	7,500	7,500
508 Safety and First Aid Supplies	636	0	500	500
509 Miscellaneous Supplies	45	0	200	500
510 Hand Tools	140	0	1,500	1,500
513 Uniforms	3,120	3,942	5,280	5,280
601 Contract Labor and Equipment Lease	0	8,456	12,000	12,000
611 Insurance & Bond Premiums	5,139	6,377	6,377	7,500
651 Utilities	4,678	5,103	4,500	4,500
661 Repair and Maintenance-Vehicles & Equipment	15,604	9,017	20,000	20,000
690 Miscellaneous Services and Charges	51	3,229	3,500	3,000
706 Motor Vehicles	29,315	28,521	40,000	40,000
707 Warehouse Fixtures and Equipment	1,310	0	24,000	24,000
709 Other Equipment	36,000	0	40,000	40,000
710 Radio Equipment	0	0	3,500	3,500
712 Road Equipment	452,921	492,679	350,000	350,000
713 Roads and Bridges	3,544,701	1,376,809	6,000,000	6,000,000
 OTHER SUB-TOTAL	 \$4,258,831	 \$2,085,633	 \$6,704,857	 \$6,706,230
 TOTAL ROAD AND BRIDGE FUND - PCT. #3	 \$4,650,894	 \$2,562,518	 \$7,273,975	 \$7,269,613

DeWitt County, Texas  
 Budgeted Revenues for the 2017 Fiscal Year  
 Road and Bridge Fund - Precinct #4



Richard Randle  
 Commissioner Precinct 4

<u>Line Item and Description</u>	2014 Actual	2015 Actual	2016 Adopted	2017 Requested
24-100				
321 Auto Registration	\$69,274	\$62,917	\$60,000	\$60,000
322 Gross Axle Weight Fees	8,672	8,141	9,000	9,000
333 Lateral Road Funds	1,548	1,142	1,200	1,200
350 HB2521 Right of Way Royalty				0
600 Interest Earnings	15,599	18,706	13,000	11,000
610 Sale of Assets	684	1,252	1,000	1,000
615 Oil and Gas Royalties	96	0	0	0
620 Pipeline Crossing Fees	4,548	0	0	0
621 Road Damage Reimbursement	0	0	0	0
660 Miscellaneous Income	28,485	63,180	1,000	1,000
910 Road and Bridge General - Transfer	901,191	760,541	857,197	1,178,364
920 Special Road and Bridge - Transfer	597,487	441,013	472,610	649,080
930 County Road Repair and Flood - Transfer	620,895	388,347	438,641	962,615
 TOTAL REVENUES AND TRANSFERS	 \$2,248,479	 \$1,745,239	 \$1,853,648	 \$2,873,259
ROAD AND BRIDGE FUND - PCT. #4				

DeWitt County, Texas  
 Budgeted Appropriations for the 2017 Fiscal Year  
 Road and Bridge Fund - Precinct #4

<u>Line Item and Description</u>	2014 Actual	2015 Actual	2016 Adopted	2017 Requested
24-174				
402 Salaries	\$216,832	\$234,390	\$322,563	\$349,394
405 Salary - Part-Time	7,498	24,725	26,867	26,867
409 Overtime/Comp Time Payout	4,716	8,932	7,500	7,500
410 Social Security Taxes	17,522	20,506	27,305	26,729
411 Group Health Insurance	45,115	52,885	73,525	81,944
412 County Retirement	18,158	21,171	28,269	27,672
413 Worker's Compensation	6,879	7,424	9,030	7,912
414 Unemployment Contribution	665	726	839	629
<b>PAYROLL SUB-TOTAL</b>	<b>\$317,385</b>	<b>\$370,759</b>	<b>\$495,898</b>	<b>\$528,647</b>
501 Office Supplies	\$152	\$346	\$400	\$400
502 Cleaning Supplies	358	551	450	450
503 Fuel and Lubricants	57,610	45,094	60,000	50,000
504 Batteries, Tires and Tubes	7,044	6,726	6,000	12,000
505 Repair & Maintenance of Equipment & Vehicles	24,032	13,868	30,000	25,000
507 ROW Maintenance & Supplies	5,114	2,615	4,500	4,500
508 Safety and First Aid Supplies	853	579	1,000	1,200
509 Miscellaneous Supplies	592	523	400	200
510 Hand Tools	905	1,525	1,500	1,500
513 Uniforms	2,566	3,045	4,500	4,000
601 Contract Labor & Equipment Lease	45,000	3,550	25,000	25,000
611 Insurance Premiums & Bond Premiums	3,238	13,583	14,000	8,000
651 Utilities	4,850	3,570	4,500	4,500
661 Repair & Maintenance - Vehicles & Equipment	13,746	10,384	25,000	20,000
690 Miscellaneous Services and Charges	502	3,175	3,000	1,000
706 Motor Vehicles	34,061	24,749	40,000	40,000
707 Warehouse Fixtures and Equipment	9,575	683	20,000	10,000
709 Other Equipment	0	7,750	50,000	40,000
710 Radio Equipment	0	0	3,500	3,500
712 Road Equipment	355,454	357,479	150,000	100,000
713 Roads and Bridges	518,791	644,694	1,000,000	2,000,000
<b>OTHER SUB-TOTAL</b>	<b>\$1,084,443</b>	<b>\$1,144,489</b>	<b>\$1,443,750</b>	<b>\$2,351,250</b>
<b>TOTAL ROAD AND BRIDGE FUND - PCT #4</b>	<b>\$1,401,828</b>	<b>\$1,515,248</b>	<b>\$1,939,648</b>	<b>\$2,879,897</b>

DeWitt County, Texas  
 Budgeted Revenues and Appropriations for the 2017 Fiscal Year  
 County Transportation Infrastructure Fund Grant

<u>Line Item and Description</u>	2014 Actual	2015 Actual	2016 Adopted	2017 Requested
25-100				
330 County TIF Grant	\$0	\$4,731,116	\$226,498	\$0
650 Donations	0	0	0	0
905 County Road Repair and Flood - Transfer	1,000,000	239,404	140,000	0
 TOTAL REVENUES AND TRANSFERS	 \$1,000,000	 \$4,970,520	 \$366,498	 \$0

<u>Line Item and Description</u>	2014 Actual	2015 Actual	2016 Adopted	2017 Requested
25-125				
711 Project 2014-001 Cheapside Road	\$0	\$2,500,000	\$0	\$0
712 Project 2014-002 Martinez Road	0	698,843	0	0
713 Project 2014-003 Garfield Road	0	2,500,000	0	0
714 Project 2014-004 Buenger Road	0	498,175	0	0
 TOTAL COUNTY TIF GRANT	 \$0	 \$6,197,018	 \$0	 \$0

DeWitt County, Texas  
 Budgeted Revenues and Appropriations for the 2017 Fiscal Year  
 Special Road and Bridge Maintenance Fund

<u>Line Item and Description</u>	2014 Actual	2015 Actual	2016 Adopted	2017 Requested
26-100				
120 Delinquent Ad Valorem Taxes	\$46,961	\$32,989	\$30,000	\$30,000
130 Ad Valorem Taxes	2,786,462	1,635,568	2,149,747	1,777,355
600 Interest Earnings	7,883	7,110	10,000	4,500
660 Miscellaneous Income	49,750	0	1,000	0
TOTAL REVENUES	\$2,891,056	\$1,675,667	\$2,190,747	\$1,811,855
SPECIAL ROAD AND BRIDGE FUND				
26-170				
680 North Cuero Watershed	\$40,000	\$0	\$0	\$0
moved to 12-158				
704 Bridge Repair and Replacement	0	0	0	0
901 Road and Bridge, Precinct #1	501,359	371,958	398,608	547,445
902 Road and Bridge, Precinct #2	620,691	464,235	497,496	683,257
903 Road and Bridge, Precinct #3	1,042,772	759,805	814,243	1,118,276
904 Road and Bridge, Precinct #4	597,487	441,013	472,610	649,080
927 Contingent and Uncommitted	25,109	0	40,000	40,000
TOTAL APPROPRIATIONS				
TOTAL SPECIAL ROAD AND BRIDGE FUND	\$2,827,418	\$2,037,011	\$2,222,957	\$3,038,058

FY 2014: Pct #1 - 18.15%; Pct #2 - 22.47%; Pct #3 - 37.75%; Pct #4 - 21.63% (mileage)

FY 2015: Pct #1 - 18.26%; Pct #2 - 22.79%; Pct #3 - 37.30%; Pct #4 - 21.65% (mileage)

FY 2016: Pct #1 - 18.26%; Pct #2 - 22.79%; Pct #3 - 37.30%; Pct #4 - 21.65% (mileage)

FY 2017: Pct #1 - 18.26%; Pct #2 - 22.79%; Pct #3 - 37.30%; Pct #4 - 21.65% (mileage)

DeWitt County, Texas  
 Budgeted Revenues and Appropriations for the 2017 Fiscal Year  
 County Road Repair and Flood Fund

<u>Line Item and Description</u>	2014 Actual	2015 Actual	2016 Adopted	2017 Requested
27-100				
120 Delinquent Ad Valorem Taxes	\$78,231	\$96,365	\$50,000	\$50,000
130 Ad Valorem Taxes	12,765,089	6,880,995	6,704,102	5,545,727
600 Interest Earnings	42,346	26,544	30,000	15,000
TOTAL REVENUES	\$12,885,666	\$7,003,904	\$6,784,102	\$5,610,727
COUNTY ROAD AND FLOOD FUND				
27-170				
901 Road and Bridge, Precinct #1	\$5,103,217	\$3,886,173	\$2,901,925	\$5,153,090
902 Road and Bridge, Precinct #2	814,182	936,375	702,413	1,032,279
903 Road and Bridge, Precinct #3	4,259,880	3,652,166	2,628,268	3,947,443
904 Road and Bridge, Precinct #4	620,895	388,347	438,641	962,615
905 TIF Grant Matching (see 25-100-905)	1,000,000	239,404	140,000	0
TOTAL APPROPRIATIONS				
TOTAL COUNTY ROAD AND FLOOD FUND	\$11,798,174	\$9,102,465	\$6,811,247	\$11,095,427

FY 2014: Pct #1 - 47.26%; Pct#2 - 7.54%; Pct #3 - 39.45%; Pct #4 - 5.75% (Valuations)  
 FY 2015: Pct #1 - 43.85%; Pct#2 - 10.56%; Pct #3 - 41.21%; Pct #4 - 4.38% (Valuations)  
 FY 2016: Pct #1 - 43.50%; Pct#2 - 10.53%; Pct #3 - 39.40%; Pct #4 - 6.58% (Valuations)

DeWitt County, Texas  
 Budgeted Revenues and Appropriations for the 2017 Fiscal Year  
 Justice Court Security Fund

<u>Line Item and Description</u>	2014 Actual	2015 Actual	2016 Adopted	2017 Requested
28-100				
411 JP #1 Security Fee	\$973	\$968	\$800	\$800
412 JP #2 Security Fee	734	767	600	550
600 Interest Earnings	174	203	150	100
TOTAL REVENUES	\$1,881	\$1,938	\$1,550	\$1,450
JUSTICE COURT SECURITY FUND				
28-128				
505 Supplies	\$0	\$0	\$0	\$0
690 Miscellaneous Services and Charges	0	0	0	0
707 Furniture and Equipment	0	0	2,200	4,000
927 Contingent and Uncommitted	0	0	0	0
TOTAL APPROPRIATIONS				
TOTAL JUSTICE COURT SECURITY FUND	\$0	\$0	\$2,200	\$4,000

DeWitt County, Texas  
 Budgeted Revenues and Appropriations for the 2017 Fiscal Year  
 Courthouse Project

<u>Line Item and Description</u>	2014 Actual	2015 Actual	2016 Adopted	2017 Requested
29-100				
600 Interest Earnings	\$2,066	\$2,149	\$1,700	\$500
603 Contributions and Donations	200	300	0	0
660 Miscellaneous Income	0	0	0	0
950 DeWitt County General Fund Contribution	0	0	0	0
 TOTAL REVENUES	 \$2,266	 \$2,449	 \$1,700	 \$500
COURTHOUSE PROJECT				
29-129				
601 Architectural Services	\$0	\$0	\$0	\$0
657 Repair and Maintenance of Building	0	0	0	0
690 Miscellaneous Services and Charges	0	0	0	0
707 Furniture and Equipment	0	0	0	0
716 Courthouse Renovations	0	0	0	0
927 Contingent and Uncommitted	1,100	0	150,000	195,000
 TOTAL APPROPRIATIONS				
TOTAL COURTHOUSE PROJECT	\$1,100	\$0	\$150,000	\$195,000



DeWitt County, Texas  
 Budgeted Revenues and Appropriations for the 2017 Fiscal Year  
 Debt Service Fund

<u>Line Item and Description</u>	2014 Actual	2015 Actual	2016 Adopted	2017 Requested
31-100				
120 Delinquent Ad Valorem Taxes	\$67,245	\$25,222	\$25,000	\$0
130 Ad Valorem Taxes	1,325,102	1,087,648	1,152,336	0
600 Interest Earnings	23,308	22,442	20,000	0
650 Refunds, Expenses	0	0	0	0
924 General Fund Transfer	0	0	6,660,000	0
 TOTAL REVENUES				
DEBT SERVICE FUND	\$1,415,655	\$1,135,312	\$7,857,336	\$0

As per Local Government Code 111.004 the outstanding bonded indebtedness as of September 30, 2016:

General Obligation Refund Bonds, Series 2010:	Certificates of Obligation, Ser 2006
Principal - \$0.00	Principal - \$0.00
Interest - \$0.00	Interest - \$0.00

31-131				
301 General Obligation Refunding Bonds	\$77,993	\$70,903	\$33,657	\$0
Series 2010 - Interest Payment				
302 General Obligation Refunding Bonds	195,000	200,000	205,000	0
Series 2010 - Principal Payment				
307 C.O. Series 2006 - Interest Payment	347,341	326,941	158,265	0
308 C.O. Series 2006 - Principal Payment	470,000	490,000	510,000	0
309 C.O. Series 2006 - Payee & Registrar	350	350	400	0
310 G.O. Refunding Bonds 2010 Defeasance	0	0	2,086,069	0
311 C.O. Series 2006 Bond Redemption	0	0	6,570,000	0
 TOTAL APPROPRIATIONS				
TOTAL DEBT SERVICE FUND	\$1,090,684	\$1,088,194	\$9,563,391	\$0

DeWitt County, Texas  
 Budgeted Revenues and Appropriations for the 2017 Fiscal Year  
 Law Library Fund

<u>Line Item and Description</u>	2014 Actual	2015 Actual	2016 Adopted	2017 Requested
35-100				
403 County Clerk	\$4,584	\$6,615	\$5,100	\$5,000
406 District Clerk	8,379	7,826	5,300	5,000
600 Interest Earnings	496	596	475	300
690 Miscellaneous, Refunds	57	0	0	0
TOTAL REVENUES	\$13,516	\$15,037	\$10,875	\$10,300
LAW LIBRARY FUND				
35-135				
651 Utilities	\$0	\$0	\$150	\$0
705 Law Library Subscriptions	3,209	13,302	15,000	16,000
707 Furniture and Equipment	0	0	0	0
927 Contingent and Uncommitted	0	0	0	0
TOTAL APPROPRIATIONS				
TOTAL LAW LIBRARY FUND	\$3,209	\$13,302	\$15,150	\$16,000

DeWitt County, Texas  
 Budgeted Revenues and Appropriations for the 2017 Fiscal Year  
 Records Management Fund

<u>Line Item and Description</u>	2014 Actual	2015 Actual	2016 Adopted	2017 Requested
36-100				
403 County Clerk Collections	\$2,992	\$2,568	\$2,800	\$2,800
406 District Clerk Collections	3,401	3,529	2,800	2,800
600 Interest Earnings	476	353	400	100
TOTAL REVENUES	\$6,869	\$6,450	\$6,000	\$5,700
RECORDS MANAGEMENT FUND				
36-136				
501 Office Supplies	\$0	\$0	\$0	\$0
661 Repair & Maintenance of Equipment	0	0	0	0
690 Miscellaneous Services and Charges	0	40,000	11,000	19,000
707 Furniture and Equipment	0	0	0	0
927 Contingent and Uncommitted	0	0	0	0
TOTAL APPROPRIATIONS				
TOTAL RECORDS MANAGEMENT FUND	\$0	\$40,000	\$11,000	\$19,000

DeWitt County, Texas  
 Budgeted Revenues and Appropriations for the 2017 Fiscal Year  
 County Clerk Records Management Fund

<u>Line Item and Description</u>	2014 Actual	2015 Actual	2016 Adopted	2017 Requested
37-100				
403 County Clerk Records	\$54,775	\$53,781	\$39,000	\$39,000
404 Vital Statistic Fees	1,308	1,188	850	1,000
407 Court Records Preservation Fee	1,330	1,930	1,400	1,500
600 Interest Earnings	1,235	990	800	500
TOTAL REVENUES	\$58,648	\$57,889	\$42,050	\$42,000
COUNTY CLERK RECORDS MANAGEMENT FUND				
37-137				
405 Salary - Part-Time	\$15,522	\$17,712	\$22,445	\$22,445
410 Social Security Taxes	1,188	1,355	1,717	1,717
412 County Retirement	1,230	1,399	1,778	1,778
413 Worker's Compensation	60	64	66	61
414 Unemployment Contribution	45	48	53	40
PAYROLL SUB-TOTAL	\$18,045	\$20,578	\$26,059	\$26,041
501 Records Management Supplies	\$7,537	\$5,261	\$10,000	\$9,000
505 Vital Statistic Supplies	2,451	3,546	3,500	4,500
601 Contract Services	2,782	280	1,000	1,000
607 Data Processing Services	4,450	5,200	5,600	5,200
660 Miscellaneous Services and Charges	0	0	0	700
661 Restoration Work	17,956	53,700	40,000	40,000
707 Furniture and Equipment	16,315	0	0	2,200
927 Contingent and Uncommitted	0	0	20,000	20,000
OTHER SUB-TOTAL	\$51,491	\$67,987	\$80,100	\$82,600
TOTAL APPROPRIATIONS	\$69,536	\$88,565	\$106,159	\$108,641
COUNTY CLERK RECORDS MANAGEMENT FUND				

DeWitt County, Texas  
 Budgeted Revenues and Appropriations for the 2017 Fiscal Year  
 Courthouse Security Fund

<u>Line Item and Description</u>	2014 Actual	2015 Actual	2016 Adopted	2017 Requested
38-100				
403 County Clerk	\$7,225	\$6,568	\$5,200	\$5,200
406 District Clerk	1,865	1,877	1,500	1,500
410 Security Fee	5,237	5,326	4,000	4,000
600 Interest Earnings	506	569	300	400
660 Miscellaneous Income	0	0	0	21,794
TOTAL REVENUES	\$14,833	\$14,340	\$11,000	\$32,894
COURTHOUSE SECURITY FUND				
38-138				
401 Salary - Bailiffs	\$9,763	\$2,284	\$10,000	\$4,000
410 Social Security Taxes	747	175	765	306
412 County Retirement	774	181	792	317
413 Worker's Compensation	45	45	154	55
414 Unemployment Contribution	28	6	24	7
PAYROLL SUB-TOTAL	\$11,357	\$2,691	\$11,735	\$4,685
509 Miscellaneous Supplies	\$0	\$0	\$0	\$0
612 Conferences, Dues and Travel	0	0	0	0
660 Miscellaneous Services and Charges	13,479	0	0	0
707 Furniture and Equipment	0	480	6,000	94,000
927 Contingent and Uncommitted	0	0	5,000	0
OTHER SUB-TOTAL	\$13,479	\$480	\$11,000	\$94,000
TOTAL APPROPRIATIONS				
TOTAL COURTHOUSE SECURITY FUND	\$24,836	\$3,171	\$22,735	\$98,685

DeWitt County, Texas  
 Budgeted Revenues and Appropriations for the 2017 Fiscal Year  
 Justice Court Technology Fund

<u>Line Item and Description</u>	2014 Actual	2015 Actual	2016 Adopted	2017 Requested
39-100				
411 Justice of the Peace, Precinct #1	\$4,032	\$3,999	\$3,000	\$3,000
412 Justice of the Peace, Precinct #2	2,958	3,094	2,500	2,500
600 Interest Earnings	55	64	70	40
TOTAL REVENUES	\$7,045	\$7,157	\$5,570	\$5,540
JUSTICE COURT TECHNOLOGY FUND				
39-139				
607 Data Processing Services	\$6,750	\$7,500	\$7,500	\$7,500
660 Miscellaneous Services & Charges	0	0	0	0
707 JP, Pct. #1 Furniture & Equipment	0	0	0	0
708 JP, Pct. #2 Furniture & Equipment	0	0	0	0
927 Contingent and Uncommitted	0	0	0	0
TOTAL APPROPRIATIONS				
TOTAL JUSTICE COURT TECHNOLOGY FUND	\$6,750	\$7,500	\$7,500	\$7,500



**This page is left blank intentionally**

DeWitt County, Texas  
 Budgeted Revenues for the 2017 Fiscal Year  
 Health Department Fund

<u>Line Item and Description</u>	2014 Actual	2015 Actual	2016 Adopted	2017 Requested
40-100				
301 DSHS - RLSS Grant	\$47,008	\$41,378	\$37,869	\$37,869
302 Interlocal Contributions	88,319	76,989	103,901	121,375
305 DSHS - TB/State Grant			5,655	0
400 Shot Records	480	290	100	250
401 NHIC - Immunizations (Medicaid)	2,832	4,286	2,200	2,200
402 Immunization Fees	4,290	3,760	1,700	2,500
406 Food Establishment Permits	275	220	100	100
410 Non-Medicare - Flu and Pneumonia	11,240	15,055	12,000	10,000
411 Hepatitis	2,630	4,760	3,000	3,000
412 Adult Health Fees	2,395	3,635	2,000	3,000
413 Sale of Grant Assets	0	0	0	0
600 Interest Earnings	1,701	1,406	1,250	800
610 Sale of Assets	88	0	0	0
660 Miscellaneous Income	6	4	0	0
950 DeWitt County Contribution	88,319	76,989	103,901	121,375
<b>TOTAL REVENUES AND TRANSFER HEALTH DEPARTMENT FUND</b>	<b>\$249,583</b>	<b>\$228,772</b>	<b>\$273,676</b>	<b>\$302,469</b>

Percentages: DeWitt County-50%  
 City of Cuero-25%  
 City of Yoakum-17%  
 City of Yorktown-8%



DeWitt County, Texas  
 Budgeted Appropriations for the 2017 Fiscal Year  
 Health Department Fund

<u>Line Item and Description</u>	2014 Actual	2015 Actual	2016 Adopted	2017 Requested
40-140				
403 Salary - Clerk	\$27,310	\$29,604	\$33,281	\$32,105
404 Salary - Nurse Manager, RN - RLSS Grant	37,869	37,869	37,869	37,869
405 Salary - Nurse Manager, RN - Local Funds	9,762	14,031	17,131	17,131
406 Salary - LVN	39,110	42,728	38,960	38,635
409 Overtime/Comp Time Payout		22	0	0
410 Social Security Taxes	8,725	9,505	9,734	9,619
411 Group Health Insurance	23,236	24,277	25,315	30,729
412 County Retirement	9,042	9,813	10,078	9,959
413 Worker's Compensation	129	158	222	197
414 Unemployment Contribution	331	339	299	226
 PAYROLL SUB-TOTAL	 \$155,514	 \$168,346	 \$172,889	 \$176,470
 501 Office Supplies	 \$2,520	 \$1,302	 \$2,500	 \$2,000
502 Cleaning and Maintenance Supplies	0	0	400	250
507 Medical Supplies	2,585	4,446	4,500	4,500
509 Miscellaneous Supplies	161	750	0	0
510 Flu and Pneumonia Vaccine	3,450	11,640	14,000	14,000
511 Hepatitis Vaccine	2,051	4,064	5,000	5,000
513 Uniforms			800	800
600 VCPHD OSSF/Food Interlocal	60,000	60,000	65,250	65,250
603 Lab, X-Ray & Clinic Fees	0	0	600	600
611 Insurance and Bond Premiums	193	193	400	4,200
612 Conferences, Dues and Travel	1,358	3,747	3,500	3,500
613 VCPHD Director Payroll Contribution	16,250	15,000	15,000	15,000
635 Legal Notices & Publications				500
650 Utilities	8,722	8,578	10,000	10,000
661 Repair and Maintenance of Equipment	1,328	1,032	3,000	3,000
690 Miscellaneous Services and Charges	939	1,229	1,000	1,500
707 Furniture and Equipment	308	1,449	2,000	1,000
927 Contingent and Uncommitted	0	0	2,000	0
 OTHER SUB-TOTAL	 \$99,865	 \$113,430	 \$129,950	 \$131,100
 TOTAL APPROPRIATIONS	 \$255,379	 \$281,776	 \$302,839	 \$307,570
TOTAL HEALTH DEPARTMENT FUND				

DeWitt County, Texas  
 Budgeted Revenues and Appropriations for the 2017 Fiscal Year  
 Certificate of Obligation, Series 2006 Construction Fund

<u>Line Item and Description</u>	2014 Actual	2015 Actual	2016 Adopted	2017 Requested
44-100				
600 Interest Earnings	\$7,547	\$7,813	\$6,000	\$2,500
 TOTAL REVENUES				
CO'S SERIES 2006 CONSTRUCTION FUND	\$7,547	\$7,813	\$6,000	\$2,500
 44-140				
602 Professional Services	\$1,500	\$6,355	\$101,200	\$0
717 Jail Construction & Renovations	0	0		0
927 Contingent and Uncommitted	0	0	100,000	878,000
 TOTAL APPROPRIATIONS				
C.O. SERIES 2006 CONSTRUCTION FUND	\$1,500	\$6,355	\$201,200	\$878,000

DeWitt County, Texas  
 Budgeted Revenues and Appropriations for the 2017 Fiscal Year  
 County Clerk Records Archive Fund

<u>Line Item and Description</u>	2014 Actual	2015 Actual	2016 Adopted	2017 Requested
45-100				
403 County Clerk Records Archive Fee	\$0	\$0	\$50,000	\$40,000
600 Interest Earnings	0	0	250	150
 TOTAL REVENUES				
COUNTY CLERK RECORDS ARCHIVE FUND	\$0	\$0	\$50,250	\$40,150
 45-145				
661 Records Archive Services	\$0	\$0	\$0	\$30,000
 TOTAL APPROPRIATIONS				
COUNTY CLERK RECORDS ARCHIVE FUND	\$0	\$0	\$0	\$30,000

Fund 45 was created pursuant to Commissioners Court Order 2015-018 effective 10/1/2015  
 An annual public hearing is held on this budget pursuant to Local Government Code 118.025

DeWitt County, Texas  
 Budgeted Revenues and Appropriations for the 2017 Fiscal Year  
 District Court Technolgy Fund

<u>Line Item and Description</u>	2014 Actual	2015 Actual	2016 Adopted	2017 Requested
46-100				
406 Records Archive Fee	\$0	\$0	\$3,000	\$2,200
600 Interest Earnings	0	0	30	5
TOTAL REVENUES				
DISTRICT COURT TECH FUND/ARCHIVE FEE	\$0	\$0	\$3,030	\$2,205
46-146				
661 Records Archive Services	\$0	\$0	\$0	\$0
TOTAL APPROPRIATIONS				
DISTRICT COURT TECHNOLOGY FUND	\$0	\$0	\$0	\$0

Fund 46 was created pursuant to Commissioners Court Order 2015-019 effective 10/1/2015

An annual public hearing is held on this budget pursuant to Government Code 51.305

DeWitt County, Texas  
 Budgeted Revenues and Appropriations for the 2017 Fiscal Year  
 District Clerk Records Management Fund

<u>Line Item and Description</u>	2014 Actual	2015 Actual	2016 Adopted	2017 Requested
47-100				
406 District Clerk Collections	\$1,707	\$1,701	\$1,400	\$1,400
407 Court Records Preservation Fee	2,754	2,776	2,300	1,800
600 Interest Earned	203	137	110	50
 TOTAL REVENUES	 \$4,664	 \$4,614	 \$3,810	 \$3,250
DISTRICT CLERK RECORDS MANAGEMENT FUND				
 47-147				
403 Relief Help	\$0	\$0	\$0	\$0
410 Social Security	0	0	0	0
412 Retirement	0	0	0	0
413 Worker's Compensation	0	0	0	0
414 Unemployment	0	0	0	0
501 Office Supplies	0	0	0	0
690 Miscellaneous Services and Charges	8,600	7,000	9,000	14,000
707 Furniture and Equipment	0	0	0	0
927 Contingent and Uncommitted	0	0	0	0
 TOTAL APPROPRIATIONS				
DISTRICT CLERK RECORDS MGMT FUND	\$8,600	\$7,000	\$9,000	\$14,000

DeWitt County, Texas  
 Budgeted Revenues and Appropriations for the 2017 Fiscal Year  
 County and District Court Technology Fund

<u>Line Item and Description</u>	2013 Actual	2014 Actual	2015 Adopted	2016 Requested
49-100				
403 County Clerk Collections	\$395	\$269	\$250	\$250
406 District Clerk Collections	275	296	250	200
600 Interest Earnings	24	33	20	20
 TOTAL REVENUES	 \$694	 \$598	 \$520	 \$470
COUNTY & DISTRICT COURT TECHNOLOGY FUND				

49-149				
612 Training Expenses - County Clerk	\$0	\$0	\$0	\$0
613 Training Expenses - District Clerk	0	0	0	0
707 Furniture and Equipment - County Clerk	0	0	0	0
708 Furniture and Equipment - District Clerk	0	0	0	0
 TOTAL APPROPRIATIONS	 \$0	 \$0	 \$0	 \$0
COUNTY & DISTRICT COURT TECHNOLOGY FUND				

DeWitt County, Texas  
 Budgeted Revenues and Appropriations for the 2017 Fiscal Year  
 County Energy Transportation Reinvestment Zone, Zone 1

<u>Line Item and Description</u>	2014 Actual	2015 Actual	2016 Adopted	2017 Requested
55-100				
130 Ad Valorem Taxes		\$5,270,205	\$1,116,573	\$903,229
TOTAL REVENUES		\$5,270,205	\$1,116,573	\$903,229
COUNTY ENERGY TRANSPORTATION REINVESTMENT ZONE 1				
55-155				
713 Road Projects		\$5,270,205	\$1,116,573	\$904,778
TOTAL APPROPRIATIONS		\$5,270,205	\$1,116,573	\$904,778
COUNTY ENERGY TRANSPORTATION REINVESTMENT ZONE 1				

CETRZ No. 1 was established by Commissioners Court order pursuant to Chapter 222 of the Texas Transportation Code on December 30, 2013.

DeWitt County, Texas  
 Budgeted Revenues and Appropriations for the 2017 Fiscal Year  
 County Energy Transportation Reinvestment Zone, Zone 2

<u>Line Item and Description</u>	2014 Actual	2015 Actual	2016 Adopted	2017 Requested
56-100				
130 Ad Valorem Taxes		\$1,548,758	\$587,804	\$176,854
TOTAL REVENUES		\$1,548,758	\$587,804	\$176,854
COUNTY ENERGY TRANSPORTATION REINVESTMENT ZONE 2				
56-156				
713 Road Projects		\$1,379,216	\$757,336	\$177,309
TOTAL APPROPRIATIONS		\$1,379,216	\$757,336	\$177,309
COUNTY ENERGY TRANSPORTATION REINVESTMENT ZONE 2				

CETRZ No. 2 was established by Commissioners Court order pursuant to Chapter 222 of the Texas Transportation Code on December 30, 2013.



DeWitt County, Texas  
 Budgeted Revenues and Appropriations for the 2017 Fiscal Year  
 County Energy Transportation Reinvestment Zone, Zone 3

<u>Line Item and Description</u>	2014 Actual	2015 Actual	2016 Adopted	2017 Requested
57-100				
130 Ad Valorem Taxes		\$4,947,983	\$1,517,530	\$0
TOTAL REVENUES		\$4,947,983	\$1,517,530	\$0
COUNTY ENERGY TRANSPORTATION REINVESTMENT ZONE 3				
57-157				
713 Road Projects		\$2,436,682	\$4,028,831	\$1,453
TOTAL APPROPRIATIONS		\$2,436,682	\$4,028,831	\$1,453
COUNTY ENERGY TRANSPORTATION REINVESTMENT ZONE 3				

CETRZ No. 3 was established by Commissioners Court order pursuant to Chapter 222 of the Texas Transportation Code on December 30, 2013.

DeWitt County, Texas  
 Budgeted Revenues and Appropriations for the 2017 Fiscal Year  
 24th Judicial District D. A. Fund

<u>Line Item and Description</u>	2014 Actual	2015 Actual	2016 Adopted	2017 Requested
82-100				
330 State Longevity Reimbursement	\$10,000	\$10,000	\$10,000	\$5,000
331 D. A. State Supplement		261	3,135	3,135
352 Goliad County Contribution	20,656	23,285	25,614	46,755
354 Refugio County Contribution	21,154	23,845	26,230	47,880
600 Interest Earnings	554	678	600	400
950 DeWitt County Contribution	53,778	60,620	66,683	121,724
<b>TOTAL REVENUES AND TRANSFER</b>	<b>\$106,142</b>	<b>\$118,689</b>	<b>\$132,262</b>	<b>\$224,894</b>
<b>24TH JUDICIAL DISTRICT DA FUND</b>				

Percentages paid by Counties: population figures are from US Census Bureau 2010 count

Goliad-21.61% (7,210 population) Refugio-22.13% (7,383 population) DeWitt-56.26% (20,097 population)

82-182				
401 Salary - Assistant District Attorney				\$66,000
402 Salary - Secretaries	\$28,343	\$32,682	\$41,138	40,139
403 Longevity - Assistant Prosecutors	10,000	10,000	10,000	5,000
404 D. A. State Supplement			2,912	2,912
405 Salary - Part-time Secretary	22,014	18,794	23,751	21,840
409 Overtime/Comp Time Payout	27	172	100	100
410 Social Security Taxes	4,620	4,716	5,959	10,403
411 Group Health Insurance	8,198	8,860	9,485	19,638
412 County Retirement	3,994	4,080	5,147	10,144
413 Worker's Compensation	19	22	25	45
414 Unemployment Contribution	146	141	152	231
<b>PAYROLL SUB-TOTAL</b>	<b>\$77,361</b>	<b>\$79,467</b>	<b>\$98,669</b>	<b>\$176,452</b>
501 Office Supplies	\$2,964	\$2,370	\$4,000	\$4,000
601 Contact Labor	23,139	28,182	30,000	50,000
608 Forfeiture Fund Audit	2,500	2,500	3,000	3,000
611 Insurance and Bond Premiums	0	0	300	300
612 Conferences, Dues and Travel	2,100	2,445	2,500	4,000
661 Repair and Maintenance of Equipment	0	0	250	250
707 Furniture and Equipment	2,418	1,133	0	1,500
927 Contingent and Uncommitted	0	0	1,500	1,500
<b>OTHER SUB-TOTAL</b>	<b>\$33,121</b>	<b>\$36,630</b>	<b>\$41,550</b>	<b>\$64,550</b>
<b>TOTAL APPROPRIATIONS</b>	<b>\$110,482</b>	<b>\$116,097</b>	<b>\$140,219</b>	<b>\$241,002</b>
<b>24TH JUDICIAL DISTRICT DA FUND</b>				

D. A. State Supplement originated due to an error in the State of Texas biennial budget. This is fully funded by the State of Texas.

DeWitt County, Texas  
 Budgeted Revenues and Appropriations for the 2017 Fiscal Year  
 Juvenile Probation State Aid - A Grant

<u>Line Item and Description</u>	2014 Actual	2015 Actual	2016 Adopted	2017 Requested
83-100				
330 State Aid - A Grant	\$165,882	\$163,394	\$208,621	\$212,793
TOTAL REVENUES	\$165,882	\$163,394	\$208,621	\$212,793
STATE AID - A GRANT				
83-183				
401 Salary - Chief Juvenile Probation Officer	\$37,337	\$37,337	\$39,204	\$0
402 Salary - Juvenile Probation Office Assistants	37,382	37,382	37,382	72,511
403 Salary - Juvenile Probation Officer	29,029	29,029	29,029	0
410 Social Security Taxes				5,547
411 Group Health Insurance				20,486
412 County Retirement				5,743
413 Worker's Compensation				196
414 Unemployment				131
PAYROLL SUB - TOTAL	103,748	103,748	105,615	104,614
501 Office Supplies	7,550	4,250	3,000	5,000
503 Fuel and Lubricants	3,389	2,448	5,500	0
509 Drug Testing Supplies	2,125	185	0	500
600 Professional Services - Audit	5,250	5,500	5,500	6,000
601 Facility Rental	3,600	3,600	3,600	3,600
611 Insurance and Bond Premiums	523	437	1,100	525
650 Telephone	2,622	3,000	3,500	6,000
651 Utilities	3,075	4,574	3,500	4,500
801 LPC Counseling Services	9,000	12,000	20,000	40,000
803 Pre-Adjudication Detention	10,000	7,400	4,501	19,777
805 Post-Adjudication Residential				19,777
806 Mental Health Services				2,500
809 Contracts and Stipends	5,000	6,252	0	0
810 Counseling Services	10,000	10,000	20,000	0
927 Contingent & Uncommitted	0	0	32,805	0
OTHER SUB-TOTAL	62,134	59,646	103,006	108,179
TOTAL APPROPRIATIONS	\$165,882	\$163,394	\$208,621	\$212,793
STATE AID - A GRANT				

DeWitt County, Texas  
 Budgeted Revenues for the 2017 Fiscal Year  
 Juvenile Probation Fund

<u>Line Item and Description</u>	2014 Actual	2015 Actual	2016 Adopted	2017 Requested
84-100				
410 Juvenile Probation Officer-Probation Fees	1,000	885	700	2,075
600 Interest Earnings	2,459	2,404	2,000	1,285
614 Youth Program - Donations	3,575	2,700	0	0
650 Refunds - Expenses	400	53	0	0
660 Miscellaneous Income	924	626	0	0
690 Sale of Surplus Equipment	0	0	0	0
950 DeWitt County Contribution	210,000	175,000	266,407	285,700
 TOTAL REVENUES AND TRANSFER JUVENILE PROBATION FUND	 \$218,358	 \$181,668	 \$269,107	 \$289,060

DeWitt County, Texas  
 Budgeted Revenues for the 2017 Fiscal Year  
 Juvenile Probation Fund

<u>Line Item and Description</u>	2014 Actual	2015 Actual	2016 Adopted	2017 Requested
84-184				
401 Salary - Chief Juvenile Probation Officer	\$17,446	\$20,263	\$21,256	\$60,460
402 Salary - Juvenile Probation Office Assistants	25,938	29,796	37,743	0
403 Salary - Juvenile Probation Officer	7,853	9,741	13,663	41,373
409 Overtime/Comp Time Payout	2,733	6,275	3000	3000
410 Social Security Taxes	12,065	12,991	13,868	8,020
411 Group Health Insurance	32,791	35,440	37,940	20,486
412 County Retirement	12,505	13,413	14,357	8,303
413 Worker's Compensation	159	1,625	1,795	926
414 Unemployment Contribution	457	463	426	189
 PAYROLL SUB-TOTAL	 \$111,947	 \$130,007	 \$144,048	 \$142,757
 501 Office Supplies	 \$3,740	 \$5,457	 \$5,000	 \$0
503 Fuel and Lubricants	839	958	1,800	2,000
509 Miscellaneous Supplies	413	607	0	0
510 Juvenile Supplies				1,000
612 Conferences, Dues and Travel	8,035	7,439	8,000	6,000
650 Telephone	429	1,330	900	0
651 Utilities	578	641	0	0
661 Repair, Maintenance of Vehicles & Equipment	6,152	2,162	8,000	6,000
690 Miscellaneous Services and Charges	440	585	0	0
707 Furniture and Equipment	9,657	4,700	4,000	0
800 Special Projects and Tutoring	160	0	3,000	0
801 LPC Counseling Services	5,000	9,223	10,000	0
802 Detention/Residential Medical	2,685	2,021	2,000	2,500
803 Pre-Adjudication Detention	49,917	74,002	120,000	60,000
804 Youth Expenses	4,623	3,490	4,362	0
805 Post Adjudication Residential				60,000
806 Mental Health Services				0
809 Contracts and Stipends	396	600	1,000	0
810 Counseling Services	10,442	20,013	23,000	40,000
814 Youth Program Expenses from Donations	0	0	3,000	3,000
 OTHER SUB-TOTAL	 \$103,506	 \$133,228	 \$194,062	 \$180,500
 TOTAL APPROPRIATIONS JUVENILE PROBATION FUND	 \$215,453	 \$263,235	 \$338,110	 \$323,257

DeWitt County, Texas  
 Budgeted Revenues for the 2017 Fiscal Year  
 County Buildings and Equipment Fund

<u>Line Item and Description</u>	2014 Actual	2015 Actual	2016 Adopted	2017 Requested
88-100				
600 Interest Earnings	\$2,908	\$3,272	\$2,800	\$2,000
641 Insurance Recovery	0	0	0	0
660 Miscellaneous Income	0	0	0	0
925 General Fund Contribution	0	37,000	37,000	37,000
TOTAL REVENUES AND TRANSFER	\$2,908	\$40,272	\$39,800	\$39,000
COUNTY BUILDINGS AND EQUIPMENT				
88-188				
505 Repair and Maintenance Supplies	\$0	\$732	\$2,000	\$2,000
602 Construction Expenses	0	0	0	0
657 Repairs and Maintenance of Buildings	9,082	17,478	50,000	100,000
690 Miscellaneous Services and Charges	0	0	0	2,000
707 Furniture and Equipment	1,995	0	0	0
927 Contingent and Uncommitted	0	0	0	0
TOTAL APPROPRIATIONS	\$11,077	\$18,210	\$52,000	\$104,000
COUNTY BUILDINGS AND EQUIPMENT FUND				

DeWitt County, Texas  
Budgeted Revenues for the 2017 Fiscal Year  
Indigent Health Care Fund

<u>Line Item and Description</u>	2014 Actual	2015 Actual	2016 Adopted	2017 Requested
89-100				
120 Delinquent Ad Valorem Taxes	\$11,086	\$3,814	\$4,000	\$5,000
130 Ad Valorem Taxes	322,135	673,882	486,617	17,793
331 State Payment	0	0	0	0
600 Interest Earnings	2,542	5,675	4,000	4,000
650 Screening Reimbursement - Cuero Hospital	9,493	0	0	0
660 Miscellaneous Income	127	181	0	0
<b>TOTAL REVENUES</b>	<b>\$345,383</b>	<b>\$683,552</b>	<b>\$494,617</b>	<b>\$26,793</b>
<b>INDIGENT HEALTH CARE FUND</b>				
89-189				
401 Salary - Coordinator	\$25,221	\$24,444	\$11,050	\$4,000
410 Social Security Taxes	1,929	1,870	845	306
411 Group Health Insurance	2,714	0	0	0
412 County Retirement	2,000	1,931	875	317
413 Worker's Compensation	103	128	32	11
414 Unemployment Contribution	69	66	26	7
<b>PAYROLL SUB-TOTAL</b>	<b>\$32,036</b>	<b>\$28,439</b>	<b>\$12,828</b>	<b>\$4,641</b>
501 Office Supplies	\$326	\$370	\$250	\$250
610 Conferences, Dues and Travel	1,704	1,337	1,000	2,500
637 Claims Service	9,913	12,817	12,900	13,500
650 Telephone	600	550	600	600
661 Repair and Maintenance of Equipment	0	0	250	250
707 Furniture and Equipment	452	0	200	200
831 Mental Health Care	0	37,198	37,198	37,198
833 Physicians	68,037	31,728	208,064	65,000
834 Prescriptions	41,571	48,176	124,838	70,000
835 Optional Services	2,261	0	41,613	518,052
836 Hospitals	281,696	143,146	457,740	250,000
<b>OTHER SUB-TOTAL</b>	<b>\$406,560</b>	<b>\$275,322</b>	<b>\$884,653</b>	<b>\$957,550</b>
<b>TOTAL APPROPRIATIONS</b>	<b>\$438,596</b>	<b>\$303,761</b>	<b>\$897,481</b>	<b>\$962,191</b>
<b>INDIGENT HEALTH CARE FUND</b>				

IHC expenses are determined by state law. (Health and Safety Code 61.040 - 61.041)

DeWitt County, Texas  
 Budgeted Revenues for the 2017 Fiscal Year  
 Pre-Trial Intervention Program

<u>Line Item and Description</u>	2014 Actual	2015 Actual	2016 Adopted	2017 Requested
92-100				
350 Pre-Trial Intervention Program Fees	\$12,750	\$75,588	\$68,000	\$70,000
TOTAL REVENUES PRE-TRIAL INTERVENTION PROGRAM	\$12,750	\$75,588	\$68,000	\$70,000
92-192				
401 Salary - County Attorney's Investigator		\$40,759	\$45,034	\$44,718
410 Social Security Taxes		\$3,118	\$3,445	\$3,421
411 Group Health Insurance		\$7,466	\$9,485	\$10,243
412 County Retirement		\$3,219	\$3,567	\$3,542
413 Worker's Compensation		\$16	\$18	\$18
414 Unemployment		\$118	\$106	\$80
PAYROLL SUB-TOTAL		\$54,696	\$61,655	\$62,022
501 Office Supplies		\$0	\$1,000	\$1,000
607 Data Processing Service		\$0	1,500	1,500
612 Conferences, Dues and Travel		\$0	2,000	2,000
620 Mileage Reimbursement - Investigations		\$0	1,000	1,000
OTHER SUB-TOTAL		\$0	\$5,500	\$5,500
TOTAL APPROPRIATIONS PRE-TRIAL INTERVENTION PROGRAM		\$54,696	\$67,155	\$67,522

Fund 92 was created and approved by Commissioners Court in August 2014  
 An Annual budget is presented for approval by Commissioner's Court pursuant to Code of Criminal



DeWitt County, Texas  
 Budgeted Revenues for the 2017 Fiscal Year  
 North Cuero Watershed

<u>Line Item and Description</u>	2014 Actual	2015 Actual	2016 Adopted	2017 Requested
98-100				
350 DeWitt County Contribution	\$40,000	\$40,000	\$40,000	\$10,000
356 City of Cuero Contribution	40,000	40,000	40,000	10,000
357 Drainage District No. 1 Contribution	40,000	40,000	40,000	10,000
361 TSSWCB Grant	0	2,717	0	0
600 Interest Earnings	2,430	4,011	3,000	2,500
660 Miscellaneous Income	0	0	0	0
TOTAL REVENUES NORTH CUERO WATERSHED	\$122,430	\$126,728	\$123,000	\$32,500
98-198				
501 Office Supplies	\$0	\$0	\$100	\$100
503 Fuel	0	0	1,000	1,000
509 Chemical Supplies	0	0	1,000	1,000
510 Hand Tools	0	0	1,000	1,000
601 Contract Labor	0	3,000	200,000	100,000
612 Travel	0	0	500	500
661 Watershed Structures Maintenance	0	0	225,000	225,000
665 Professional Services				10,000
690 Miscellaneous Services	0	94	3,000	3,000
705 Fencing	0	737	15,000	15,000
927 Contingent and Uncommitted	0	0	5,000	5,000
TOTAL APPROPRIATIONS TOTAL NORTH CUERO WATERSHED	\$0	\$3,831	\$451,600	\$361,600
TOTAL BUDGET REVENUES/TRANSFERS	\$54,758,307	\$56,670,171	\$53,265,655	\$43,591,878
TOTAL BUDGET APPROPRIATIONS/TRANS.	\$41,130,688	\$47,540,466	\$67,415,565	\$53,078,773